

Original Article

Cite this article: Botterell ZLR, Penrose R, Witt MJ, Godley BJ (2020). Long-term insights into marine turtle sightings, strandings and captures around the UK and Ireland (1910–2018). *Journal of the Marine Biological Association of the United Kingdom* **100**, 869–877.
<https://doi.org/10.1017/S0025315420000843>

Received: 7 January 2020

Revised: 21 June 2020

Accepted: 8 September 2020

First published online: 19 October 2020

Key words:

British Isles; habitat use; Kemp's ridley (*Lepidochelys kempii*); leatherback (*Dermochelys coriacea*); loggerhead (*Caretta caretta*); long-term surveillance data; North Atlantic; sea turtle

Author for correspondence:


Brendan J. Godley,

E-mail: bj.godley@exeter.ac.uk

© Marine Biological Association of the United Kingdom 2020. This is an Open Access article, distributed under the terms of the Creative Commons Attribution licence (<http://creativecommons.org/licenses/by/4.0/>), which permits unrestricted re-use, distribution, and reproduction in any medium, provided the original work is properly cited.



Long-term insights into marine turtle sightings, strandings and captures around the UK and Ireland (1910–2018)

Zara L. R. Botterell^{1,2} , Rod Penrose³, Matthew J. Witt^{4,5} and
Brendan J. Godley^{1,5}

¹Marine Turtle Research Group, Centre for Ecology and Conservation, University of Exeter, Penryn, Cornwall, TR10 9FE, UK; ²Marine Ecology and Biodiversity, Plymouth Marine Laboratory, Prospect Place, West Hoe, Plymouth PL1 3DH, UK; ³Marine Environmental Monitoring, Penwalk, Llechryd, Ceredigion, Wales, SA43 2PS, UK; ⁴Hatherly Laboratories, College of Life and Environmental Sciences, Geoffrey Pope Building, University of Exeter, Stocker Road, Exeter EX4 4PS, UK and ⁵Environment and Sustainability Institute, University of Exeter, Penryn, Cornwall, TR10 9FE, UK

Abstract

With over a century of records, we present a detailed analysis of the spatial and temporal occurrence of marine turtle sightings and strandings in the UK and Ireland between 1910 and 2018. Records of hard-shell turtles, including loggerhead turtles (*Caretta caretta*, N = 240) and Kemp's ridley turtles (*Lepidochelys kempii*, N = 61), have significantly increased over time. However, in the most recent years there has been a notable decrease in records. The majority of records of hard-shell turtles were juveniles and occurred in the boreal winter months when the waters are coolest in the North-east Atlantic. They generally occurred on the western aspects of the UK and Ireland highlighting a pattern of decreasing records with increasing latitude, supporting previous suggestions that juvenile turtles arrive in these waters via the North Atlantic current systems. Similarly, the majority of the strandings and sightings of leatherback turtles (*Dermochelys coriacea*, N = 1683) occurred on the western aspects of the UK and the entirety of Ireland's coastline. In contrast to hard-shell turtles, leatherback turtles were most commonly recorded in the boreal summer months with the majority of strandings being adult sized, of which there has been a recent decrease in annual records. The cause of the recent annual decreases in turtle strandings and sightings across all three species is unclear; however, changes to overall population abundance, prey availability, anthropogenic threats and variable reporting effort could all contribute. Our results provide a valuable reference point to assess species range modification due to climate change, identify possible evidence of anthropogenic threats and to assess the future trajectory of marine turtle populations in the North Atlantic.

Introduction

Understanding the status of marine turtle populations and anthropogenic threats that may impact their survival is important for effective conservation (Hamann *et al.*, 2010). These are particularly important for marine turtles due to their complex life histories and the use of a variety of spatially discrete habitats over extended lifespans (Musick & Limpus, 1997). Additionally, marine turtles face a number of threats including fisheries bycatch (Casale, 2011; Casale *et al.*, 2017), climate change (Hawkes *et al.*, 2007; Fuentes *et al.*, 2011), direct take (Hancock *et al.*, 2017), pollution (Lutcavage *et al.*, 1995; Duncan *et al.*, 2017), disease (Patrício *et al.*, 2016) and coastal development (Harewood & Horrocks, 2008; Fuentes *et al.*, 2016).

In the waters surrounding the UK and Ireland, six species of marine turtle have been documented, including green turtle (*Chelonia mydas*), hawksbill turtle (*Eretmochelys imbricata*), Kemp's ridley turtle (*Lepidochelys kempii*), leatherback turtle (*Dermochelys coriacea*), loggerhead turtle (*Caretta caretta*) and olive ridley turtle (*Lepidochelys olivacea*) (Brongersma, 1972; Witt *et al.*, 2007b; Doyle *et al.*, 2008). Leatherback turtles, the majority adults, seasonally frequent the waters around the UK and Ireland during the boreal summer and autumn as it is a foraging ground for their gelatinous prey (Godley *et al.*, 1998; Witt *et al.*, 2007a). This species nests on tropical and subtropical beaches, with adults undertaking extensive migrations across oceans before returning to their nesting beaches every 2–4 years (McDonald & Dutton, 1996; Fossette *et al.*, 2010). In addition, hard-shell turtle species at the extremities of their ranges including loggerhead and Kemp's ridley turtles, the majority juveniles, are occasionally found around the UK and Ireland (Witt *et al.*, 2007b). Upon hatching from nests on coastal beaches, young turtles enter the coastal waters and migrate offshore where they continue to grow and develop in oceanic habitats (Mansfield *et al.*, 2014; Putman & Mansfield, 2015). Juvenile oceanic marine turtles are rarely observed and as such this stage of their life cycle remains the least described in terms of occurrence, distribution and abundance. These turtles are likely to originate from rookeries in the North-west Atlantic (loggerhead turtles) and the

Gulf of Mexico (Kemp's ridley turtles) whereby they enter the North Atlantic Subtropical Gyre as part of their juvenile oceanic developmental stage (Carr, 1987; Collard & Ogren, 1990; Bolten, 2003).

It was previously thought that juvenile turtles were passive migrants in the currents; however, a growing body of research has documented active dispersal of juvenile loggerhead, green and Kemp's ridley turtles, suggesting that currents may not necessarily be the primary driver of dispersal (e.g. Mansfield *et al.*, 2014; Putman & Mansfield, 2015). Post-hatchling turtles, such as loggerhead and Kemp's ridley turtles, enter the North Atlantic gyre and disperse across to the east Atlantic Ocean where the Azores, Madeira and Canary Islands are developmental grounds (Carr, 1987; Collard & Ogren, 1990; Bolten, 2003). From here there are several currents that could facilitate turtles reaching the European continental shelf, including the Azores current and the North Atlantic current (Witt *et al.*, 2007b). The duration of this juvenile oceanic phase is highly variable. Some growth models for loggerhead turtles estimate it to last between 12 and 13 years until they return to neritic habitats in the North-west Atlantic reaching a mean straight carapace length (SCL) of 55.3 cm (Avens *et al.*, 2013).

The small size, fast growth rate and migratory behaviour of juvenile marine turtles complicate efforts to monitor them in the open ocean (Mansfield *et al.*, 2014). The use of strandings data can provide important information on the occurrence and spatio-temporal trends of these life stages (Witt *et al.*, 2007b; Casale *et al.*, 2010; Leeney *et al.*, 2012; Fleming *et al.*, 2013; Vélez-Rubio *et al.*, 2013; Meynecke & Meager, 2016; Nicolau *et al.*, 2016). There are limitations in the use of strandings data, however, due to annual variation in recording with associated unquantifiable survey effort and oceanographic/biological factors such as ocean currents and decomposition rates that affect the probability and location of turtle strandings (Hart *et al.*, 2006; Tomás *et al.*, 2008). However, strandings data represent a useful opportunity for research, informing knowledge on species distribution, aiding the assessment of difficult to access life stages and highlighting impacts of anthropogenic threats (Witt *et al.*, 2007b; Chaloupka *et al.*, 2008; Casale *et al.*, 2010).

In this study we analyse almost 2000 records of marine turtle sightings, strandings and captures around the UK and Ireland, collected from over a century (1910–2018). We extend the research conducted by Witt *et al.* (2007b) on the spatial and temporal trends for sightings, strandings and captures of hard-shell marine turtles and leatherback turtles around the UK and Ireland. With an additional 15 years of data we investigate how previous decadal and annual trends have either continued or changed, provide additional information regarding the spatial and temporal distribution of these species and explore contextualizing data, such as morphometric information and anthropogenic interactions, to further understand their presence and the threats they face in the temperate waters of the UK and Ireland.

Materials and methods

Turtle project database

Records of sightings, strandings and captures of marine turtles from around the UK and Ireland were obtained from the TURTLE database operated by Marine Environmental Monitoring (Penrose, 2019). Initiated in 2001, TURTLE is a multi-agency initiative that records marine turtle sightings, strandings and captures. Each record, where possible, includes the species, date, whether it is a sighting, stranding or capture, whether the turtle was dead or alive, geographic location, size and any additional information such as any injuries, how it was

captured or found and whether a post-mortem has been conducted.

Reports are submitted to Marine Environmental Monitoring by members of the public, UK Cetacean Strandings Investigation programme (CSIP), Scottish Marine Animal Stranding Scheme (SMASS) and governmental agencies. Morphometric and relevant ancillary data are collected from stranded and captured turtles by these groups and rehabilitation, necropsy or recovery and disposal is arranged. Data are then submitted to the TURTLE coordinator, which are stringently validated to ensure records are accurate and of the highest quality and confidence, these are then added to the database.

The database also contains historic records of marine turtle sightings, strandings and captures since *c.* 1748. These were sourced from published literature (Brongersma, 1972; Penhallurick, 1990), unpublished data (King, 2005) and governmental records (e.g. from Natural England, Scottish Natural Heritage, Natural Resources Wales, Department of Agriculture, Environment and Rural Affairs (DAERA) Northern Ireland, National Parks and Wildlife Service (NPWS) Ireland and Department of Environment, Food, and Agriculture (DEFA) Isle of Man). These records were validated and subsequently added to the database. We extracted records from the TURTLE database for the period 1910–2018. Prior to 1910 records were sparse and often incomplete.

Mapping and statistical analysis

Land and coastline data were sourced from Natural Earth (<http://www.naturalearthdata.com>) and imported into ArcGIS 10.2.2 (ESRI, 2011). Geographic location of marine turtle sightings, strandings and captures were provided as GPS coordinates, longitude and latitude or as map references. For our mapping and statistical analysis all geographic location data were converted to longitude and latitude (WGS1984). The software R version 3.1.2 (R Development Core Team, 2014) was used for all statistical and graphical analysis.

Results

For the period 1910–2018, a total of 1997 records of marine turtle sightings ($N = 1362$; 93.3% live), strandings ($N = 492$; 23.8% live) and captures ($N = 143$; 69.2% live) were identified. The dataset contained 1683 leatherback turtle records (79.7% alive) and 314 hard-shell turtle records (48.7% alive). Of these hard-shell turtle records, the majority were loggerhead turtles ($N = 240$, 76.4% of hard-shell turtle total and 12% of total records) and Kemp's ridley turtles ($N = 61$, 19.4% of hard-shell turtle total and 3% of total records). Additionally, there were sighting and stranding records of 11 green turtles that occurred between 1980 and 2016. There were single live stranding events of a hawksbill turtle near Cork, Ireland in 1983 and an olive ridley turtle on Anglesey, Wales in 2016. Records reporting capture ($N = 134$) were of three species only (loggerhead $N = 6$, Kemp's ridley $N = 2$, leatherbacks $N = 135$). In these circumstances, turtles were indirectly captured as bycatch in fishing nets, lines and ropes. For the purposes of statistical analysis these capture records were combined with sightings and strandings.

Decadal and annual patterns

Decadal patterns of sightings and strandings of loggerhead, Kemp's ridley and leatherback turtles in the UK and Ireland revealed different patterns of occurrence for each species (Figure 1a–c).

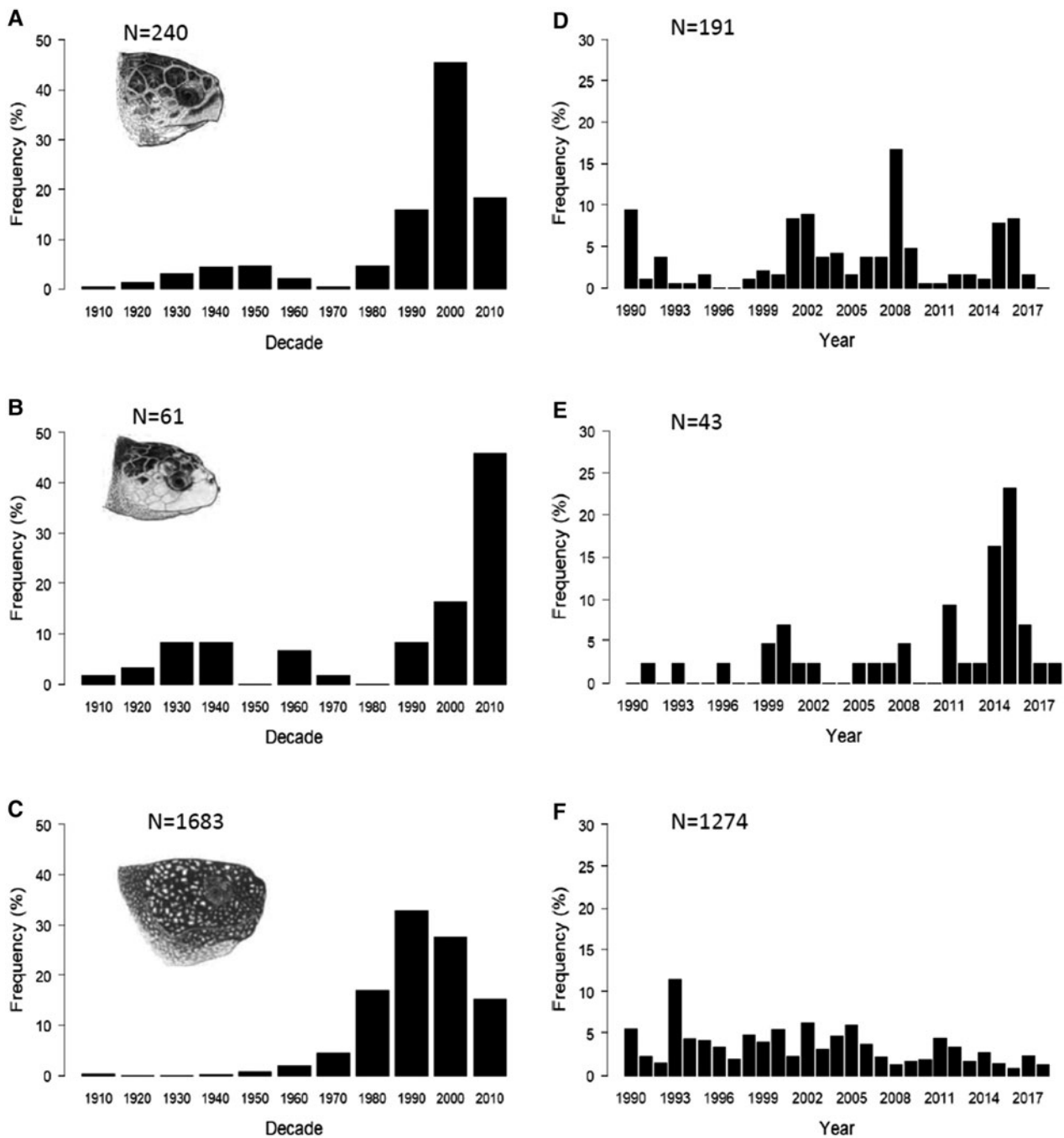


Fig. 1. Temporal distribution of loggerhead, Kemp's ridley and leatherback turtle sightings, strandings and capture records in the UK and Ireland, 1910–2018 (incomplete decade 2010–2018): (a) loggerhead turtles ($N=240$), (b) Kemp's ridley turtles ($n=61$), (c) leatherback turtles ($N=1683$). Recent (1990–2018) annual distribution of loggerhead, Kemp's ridley and leatherback turtles in the UK and Ireland: (d) loggerhead turtles ($N=191$), (e) Kemp's ridley turtles ($N=43$), (f) leatherback turtles ($N=1274$). Marine turtle skull figures used with permission of WIDECAST; original artwork by Tom McFarland.

Loggerhead turtle records increased gradually from the 1910s until the 1950s, decreasing through the 1960s and 1970s. Since the 1980s, records have increased significantly over time (incomplete decade 2010–2018; Spearman's rank $r_s=0.8$, $P<0.05$) although records appear to have since decreased again in the most recent decade (Figure 1a). Kemp's ridley records (Figure 1b) increased between the 1910s and 1930s, remained stable in the 1940s and were then lower and variable until the 1990s with no sightings, strandings or captures in the 1950s or 1980s. From the 1990s, the number of records increased with the 2000–2009 decade experiencing the most records. Despite this increase, we found no significant correlation with time and the decadal number of records for Kemp's ridley turtles (incomplete decade 2010–2018; Spearman's rank $r_s=0.4$, $P>0.05$). A

comparison of decadal patterns for loggerhead and Kemp's ridley turtles revealed no correlation (Spearman's rank $r_s=0.5$, $P>0.05$).

The decadal abundance of leatherback turtle records (Figure 1c) was relatively low from 1910–1960, with no records in the 1920s and 30s. From the 1960s, the number of records increased and peaked in the 1990s but decreased in the subsequent two decades. There was, however, a significant positive correlation in the decadal number of records for leatherback turtles over time (incomplete decade 2010–2018; Spearman's rank $r_s=0.9$, $P<0.05$).

Since the majority (75.5%) of turtle sightings, strandings and capture records have occurred since 1990 (Figure 1a–c), we analysed the annual records for each species from 1990 to 2018 (Figure 1d–f). There was no significant correlation in the number

of loggerhead turtle records over time (Figure 1d) (Spearman's rank $r_s = 0.1$, $P > 0.05$) but there was a significant positive correlation with year and the annual number of Kemp's ridley turtle records (Figure 1e) (Spearman's rank $r_s = 0.5$, $P < 0.05$) and a negative correlation in leatherback turtle records with year (Figure 1f) (Spearman's rank $r_s = -0.5$, $P < 0.05$). A comparison of the annual records between the two hard-shell species found no significant correlation (Spearman's rank $r_s = 0.1$, $P > 0.05$).

Spatial distribution

The majority of the sightings, strandings and captures of loggerhead ($N = 240$, 89%) and Kemp's ridley ($N = 61$, 88.5%) turtles occurred on the western aspect of the UK and Ireland, and along the English Channel coast (Figure 2a–f). Likewise, the majority of the sightings, strandings and captures of leatherback turtles ($N = 1683$, 93.4%) occurred on western facing aspects, along the English Channel but also along the entirety of Ireland's coastline, including in the Irish Sea (Figure 2g–i).

The numbers of records of all species were negatively correlated with increasing latitude; Kemp's ridley turtles (Pearson $r = -0.38$, $P < 0.05$), loggerhead turtles (Pearson $r = -0.52$, $P < 0.05$) and leatherback turtles (Pearson $r = -0.19$, $P < 0.05$) (Figure S1 in supplementary material).

There was no significant correlation between mortality (number of turtle records reported as dead) and latitude in all three turtle species; loggerhead turtles (Spearman's rank $r_s = 0.1$, $P > 0.05$), Kemp's ridley (Spearman's rank $r_s = 0.2$, $P > 0.05$) and leatherback turtles (Spearman's rank $r_s = -0.0007$, $P > 0.05$) (Figure S2 in supplementary material).

Seasonal patterns

Loggerhead and leatherback turtle records occurred throughout the year, with the highest occurrence of loggerheads between November and March (Figure 3a), and leatherbacks between June and October (Figure 3c). Kemp's ridley records only occurred between October and February (Figure 3b).

Whilst records of dead loggerhead turtles occurred throughout the year except for August, the frequency increased during the highest occurrence of conspecific turtle records between December and April (Figure 3a). Similarly, records of dead Kemp's ridley turtles also increase during the highest occurrence of conspecific turtles records between December and February (Figure 3b). Records of living leatherback turtles were only recorded between May and November, whilst dead leatherbacks were recorded throughout the year with the highest frequency in September and October (Figure 3c).

Body size

A total of 117 hard-shell turtle stranding and capture records from the UK and Ireland had associated data on straight carapace length (SCL); of these 86 were measurements of loggerhead turtles (mean 29.6 cm \pm 16.3 SD, range 11–85 cm) and 31 were measurements of Kemp's ridley turtles (mean 27.3 cm \pm 10.1 SD, range 9–62 cm) (Figure 4a, b). Whilst growth rates in these two species can be influenced by environmental and genetic factors, with typically much higher rates in the first year, 5 cm increments were selected as the size increment as it is estimated to be 1–2 years growth (Bjorndal *et al.*, 2000; Snover *et al.*, 2007). Typical SCL measurements estimated for adults at maturation in the North Atlantic range between 75–103 cm for loggerhead turtles (Avens *et al.*, 2015) and 53–69 cm for Kemp's ridley turtles (Avens *et al.*, 2017). The modal size group for loggerhead turtles was between 15.1 and 20 cm and for Kemp's ridley turtles was

between 20.1 and 25 cm, indicating that the majority were almost certainly juvenile turtles. These stranding and capture records also contained the reported status of the turtle; loggerhead: 58 alive, 28 dead, and Kemp's ridley: 19 alive, 12 dead. There was no significant difference in the median SCL of animals recorded as dead or alive for loggerhead turtles (Mann–Whitney $U = 782.5$, $P > 0.05$, median: dead 21.4 cm, alive 23 cm) or for Kemp's ridley turtles (Mann–Whitney $U = 121.5$, $P > 0.05$, median: dead 24.5 cm, alive 25.2 cm).

There were 48 records that contained data on leatherback turtle body size (SCL; mean 144 cm \pm 27.1 SD, range 80–229 cm) (Figure 4c). Curved carapace length (CCL) measurements estimated for adults at maturation in the North Atlantic range between 112–153 cm (108–148 cm SCL using conversion equation in Avens *et al.*, 2009; Avens *et al.*, 2020). The modal size class was between 140.1 and 150 cm, indicating that the majority of records were probably adults. As with hard-shell turtles, growth rates can be influenced by environmental and genetic factors and since growth rates are slower in adults and records reported over a large size range, 10 cm increments were selected as the size increment (Avens *et al.*, 2009). These stranding and capture records also contained the reported status of the leatherback turtles (13 alive, 35 dead); there was no significant difference in the median SCL of the leatherback turtles recorded as dead or alive (Mann–Whitney $U = 241$, $P > 0.05$, median: dead 143 cm, alive 147 cm).

Anthropogenic interactions

Records indicated that 143 marine turtles were indirectly captured as bycatch in fishing nets, ropes and lines (7.2% of total turtle records). This comprised six loggerhead turtles (2.5% of 240 conspecific records; all alive), two Kemp's ridley turtles (3.3% of 61 conspecific records; both alive) and 135 leatherback turtles (8% of 1683 conspecific records; 95 alive). Of the bycaught leatherback turtles, a substantial number were associated with ropes from lobster pots, crab pots and creels (49.6%, 67 of 135), and nets including trawls and drift nets (31.9%, 43 of 135). Spatial incidences of entangled turtles (bycatch) predominantly occur on the western aspect of the UK and Ireland with higher occurrence in south-west England and the southern coast of Ireland (Figure 2c, f, i). Other interactions included 16 leatherback turtles found entangled in ghost gear (six alive) and five leatherback turtles (0.3% of conspecific records, one alive) had injuries consistent with collision with boats and their propellers.

Discussion

Our analysis of nearly 2000 records of sightings, strandings and capture of marine turtles around the UK and Ireland has identified possible decadal, annual and seasonal trends that provide further insights into a poorly understood life history phase of hard-shelled marine turtles and leatherback turtles at high latitudes. Here we speculate as to the significance of some of these patterns.

For loggerhead and Kemp's ridley turtles, the patterns of decadal records potentially reflect the historical events that have impacted the number of nesting females, therefore the total number of clutches laid and subsequently the number of hatchlings recruited each year (Mazaris *et al.*, 2017). For loggerhead turtles, the observed decline in records between 1960 and 1980 is prior to the classification of loggerheads as an endangered species in the USA (1978) whereupon rapid conservation action was implemented. From the 1980s onwards we observed a significant increase in the decadal totals of loggerhead turtle sightings and strandings, which could be the result of increased hatchling recruitment due to successful conservation measures. For the Kemp's ridley

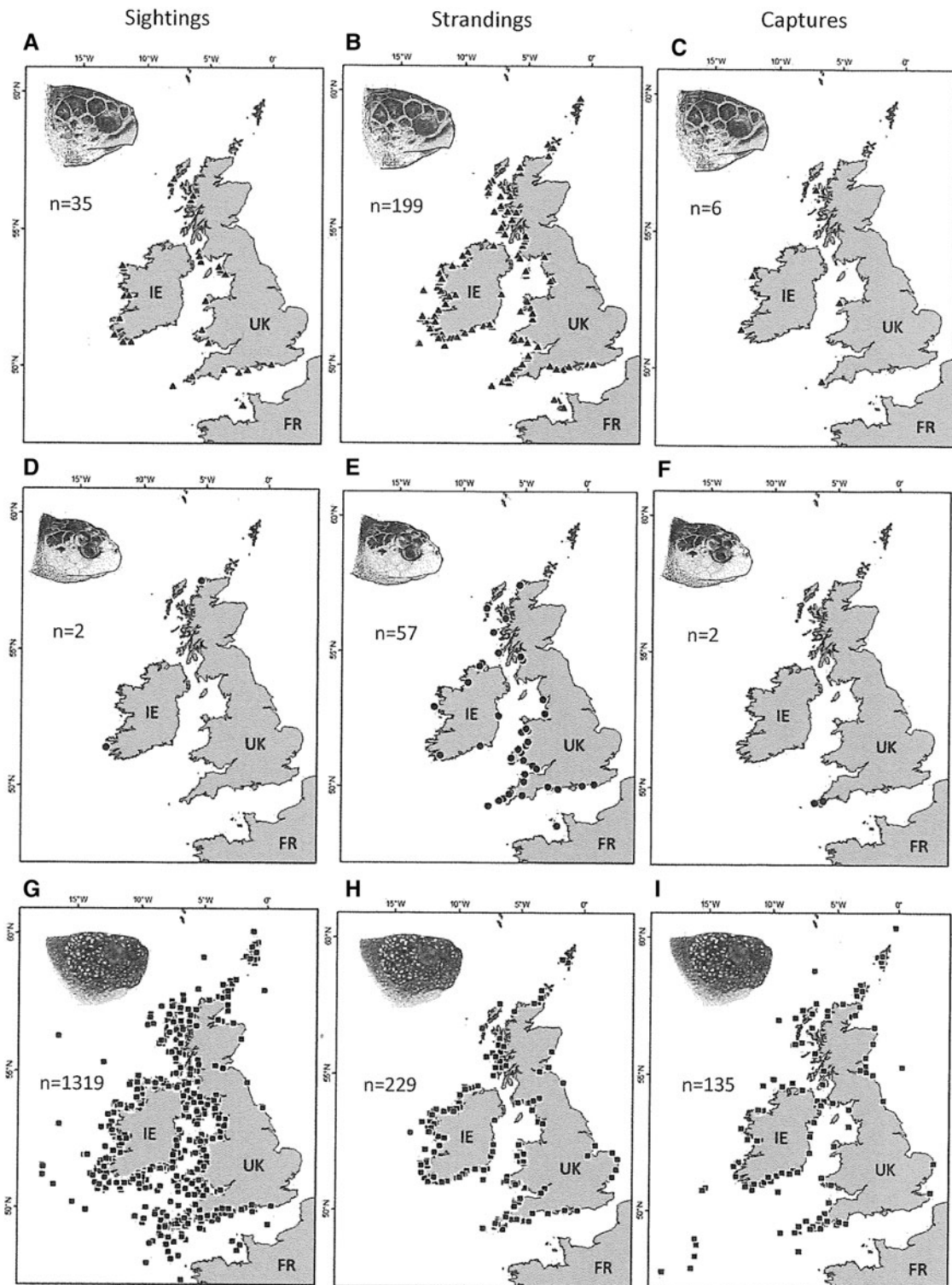


Fig. 2. The distribution of sightings, strandings and capture records for loggerhead turtles (a) sightings N = 35, (b) strandings N = 199, (c) captures N = 6), Kemp's ridley turtles (d) sightings N = 2, (e) strandings N = 59, (f) captures N = 2) and leatherback turtles (g) sightings N = 1319, (h) strandings N = 229, (i) captures N = 135) around the UK and Ireland (1910–2018). Sea turtle skull figures used with permission of WIDECAS; original artwork by Tom McFarland.

turtle there is a similar pattern of decline, with no records in either the 1950s or 1980s; in the following decades the number of records rapidly increases. Prior to 1966, Kemp's ridley eggs were intensively harvested from their main nesting beach, Rancho Nuevo, Mexico, where the population was in swift decline (Hildebrand, 1963). This intense harvesting would have repercussions for several decades to come, with the lowest recorded nesting year on Rancho Nuevo in 1985 where only 706 clutches were laid (Witzell *et al.*, 2007). Since the late 1960s conservation

management initiatives in Mexico and at Padre Island, Texas, USA have protected nests and hatchlings (Zwinnenberg, 1977). In combination with turtle excluder devices (TEDs) in USA shrimp nets, which reduced the number of nesting females caught, these actions are thought to have increased nesting in the 1990s (Márquez *et al.*, 1999). This rise in the number of nests and subsequent rise in the number of juveniles is reflected in the UK and Irish data presented here up until the most recent decade, where there has been a significant increase in the annual

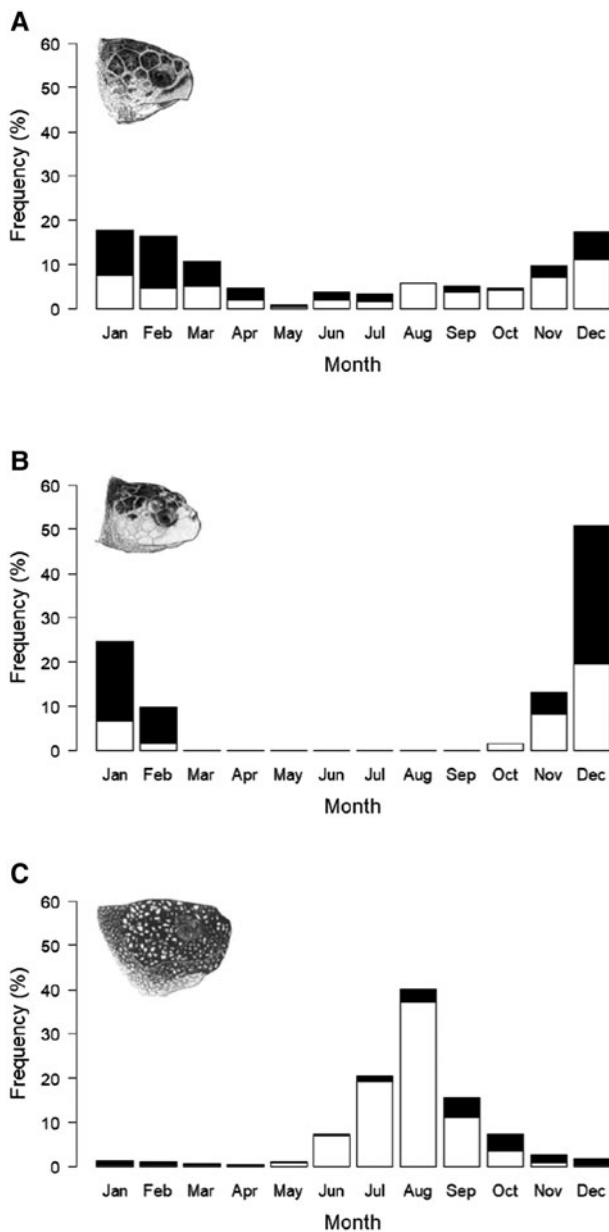


Fig. 3. Cumulative monthly frequency of sightings, stranding and capture records from the UK and Ireland 1910–2018; records of live turtles (open bars) and records of dead turtles (filled bars): (a) loggerhead turtles ($N=237$), (b) Kemp's ridley turtles ($N=61$), (c) leatherback turtle ($N=1646$). Chi squared statistical tests show a significant seasonal pattern in each species; loggerhead turtle ($\chi^2_{(109,9)}$, $P<0.001$), Kemp's ridley turtle ($\chi^2_{(192,2)}$, $P<0.001$) and leatherback turtle ($\chi^2_{(3087)}$, $P<0.001$). Chi squared tests also show a significant seasonal pattern in the number of dead turtles in each species; loggerhead ($\chi^2_{(121,6)}$, $P<0.001$), Kemp's ridley turtles ($\chi^2_{(86,5)}$, $P<0.001$) and leatherback turtles ($\chi^2_{(1134,5)}$, $P<0.001$). Marine turtle skull figures used with permission of WIDECAST; original artwork by Tom McFarland.

number of Kemp's ridley strandings and sightings since 1990. We believe the decadal and annual patterns that we have observed in the Kemp's ridley turtles augments previous evidence of increased hatchling recruitment (Shaver *et al.*, 2016).

The 2010 Deepwater Horizon oil spill (DWH) released an estimated 3.2 million barrels of crude oil into the waters of the northern Gulf of Mexico (DWH NRDA Trustees, 2016; Wallace *et al.*, 2017). The Gulf of Mexico supports a large number of marine vertebrates including five species of marine turtle (including loggerhead and Kemp's ridley) (Stacy *et al.*, 2017; Ylitalo *et al.*, 2017). Marine turtles can be exposed to contamination in both the marine environment and on nesting beaches by a number of routes

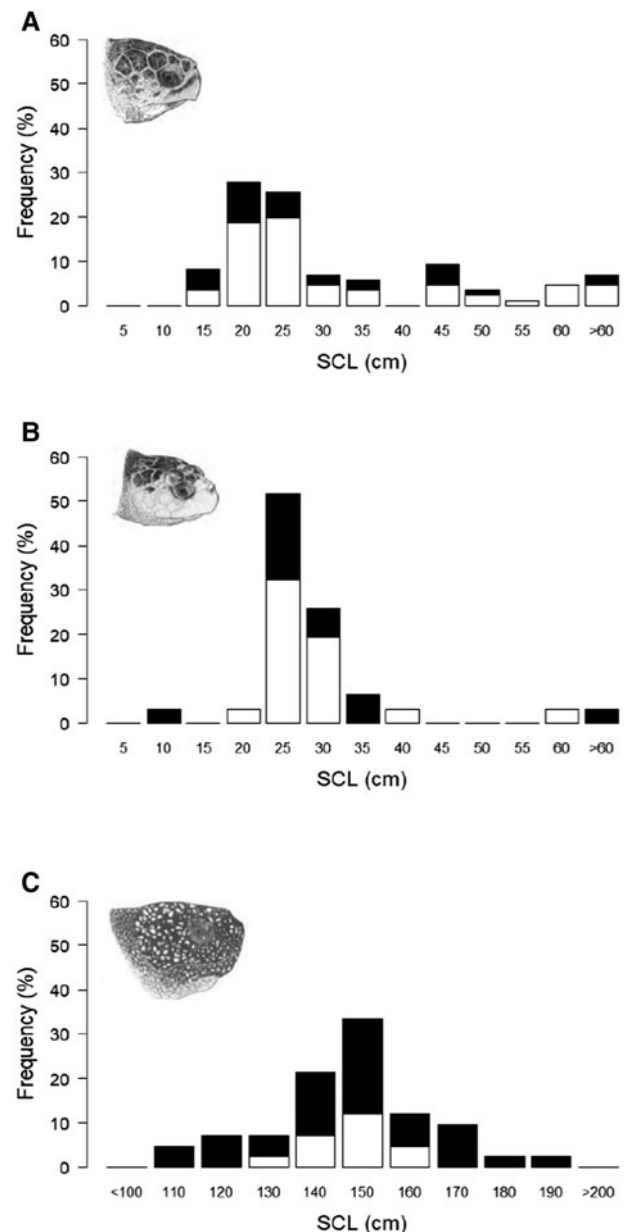


Fig. 4. Straight carapace length (SCL) distribution from loggerhead, Kemp's ridley and leatherback turtle stranding and capture records in the UK and Ireland 1910–2018: (a) loggerhead turtles ($N=86$), (b) Kemp's ridley turtles ($N=31$), (c) leatherback turtles ($n=48$). Marine turtle skull figures used with permission of WIDECAST; original artwork by Tom McFarland.

including via dermal/skin, inhalation/lungs, incidental consumption and diet (Lutz & Lutcavage, 1989; Lutcavage *et al.*, 1995; Mitchelmore *et al.*, 2017; Wallace *et al.*, 2020). Turtle mortality directly linked to the DWH event is unknown; however, using data from direct captures during the oil spill, it has estimated that ~30% of turtles that were not heavily oiled would have perished (Mitchelmore *et al.*, 2017). A recent study assessing the annual nesting of Kemp's ridley turtles in Tamaulipas, Mexico, found that the annual number of nests dropped by 35.4% during the 2010 nesting season and remained low for the 2011–2014 nesting seasons, suggesting a large decline in the number of females (Caillouet *et al.*, 2016). Large-scale environmental perturbations such as DWH, occurring near to breeding grounds, could influence hatchling production and subsequent stranding rates of juvenile marine turtles in the North-east Atlantic, and this may offer one explanation for the decline in records observed.

The decadal trend of records in the UK and Ireland for leatherback turtles generally increased, peaking in the 1990s from which it has since decreased. The initial observed increase in the records of leatherback sightings and strandings, as for hard-shell turtles too, could be due to increased awareness and promotion of marine vertebrate reporting schemes; however, it could in part reflect increasing numbers of leatherback turtles in the North Atlantic (McGowan *et al.*, 2008; Stewart *et al.*, 2011). It is possible that as a result of regional warming the thermal niche of leatherback turtles has expanded so that the waters surrounding the UK and Ireland are a more favourable temperature for longer periods over the boreal summer and autumn and over a larger area (Witt *et al.*, 2007a). Likewise this could be a response to changing distribution and abundance of their gelatinous prey (Mills, 2001). However, in the last two decades, the sightings, strandings and capture of leatherbacks around the UK and Ireland have declined. The Atlantic leatherback turtle population is comprised of a number of sub-populations with variable conservation status. In comparison to the Pacific leatherback population, which are in precipitous decline (Spotila *et al.*, 2000; Tapilatu *et al.*, 2013), North Atlantic populations are, for the majority, stable or increasing (Dutton *et al.*, 2005; Girondot *et al.*, 2007; McGowan *et al.*, 2008; Stewart *et al.*, 2011; Colman *et al.*, 2019). The increasing intensification of the long-line fisheries in African and Latin American waters, known for substantial turtle bycatch, has been identified as a threat to particularly the South Atlantic leatherback population (Witt *et al.*, 2011; Fossette *et al.*, 2014). Yet this decline in records from around the UK and Ireland could also be due to reduced reporting effort. The majority of leatherback sightings and captures were reported by fishers. Recent policy measures put in place in a bid to protect dwindling fish stocks included reducing the fishing effort (Engelhard *et al.*, 2015). The reduction in the number of fishing boats operating in the UK and/or a reduced number of days at sea could have therefore decreased the likelihood of people encountering turtles (Greenstreet *et al.*, 2009; Engelhard *et al.*, 2015).

Analysis of the spatial distribution of records for hard-shell turtles indicates that the majority of sightings, strandings and captures occur on the western facing aspects of the UK and Ireland (Figure 2a–f). A similar pattern was observed for leatherback turtle records, with a higher relative abundance of records also extending around the entirety of Ireland's coastline (Figure 2g–i). This highlights the importance of the western coasts of the UK and Ireland and the Irish Sea. For both hard-shell species, the number of records significantly decreased with increasing latitude. The spatial pattern is most likely driven by wind patterns, surface currents, water temperature and coastal morphology (Burke *et al.*, 1991; Still *et al.*, 2005; Roberts *et al.*, 2014). These factors have also been important in predicting cold-stunning and stranding events along the east coast of the USA (Still *et al.*, 2005; Roberts *et al.*, 2014). Since the majority of these hard-shell turtles were stranded or sighted in the boreal winter and spring months, it is likely that some of them have been cold stunned. This occurs when turtles fail to migrate south before the water temperature quickly decreases below their metabolic threshold (Burke *et al.*, 1991; Still *et al.*, 2005). Wind patterns and surface currents will in part then determine the location of strandings (Hart *et al.*, 2006). In contrast, leatherback turtle records in the UK and Ireland peak during the boreal summer months when their prey, jellyfish, are at their most plentiful (Houghton *et al.*, 2006; Pikesley *et al.*, 2014). Unlike the hard-shelled turtles whose distribution in the UK and Ireland is likely largely due to ocean currents, active habitat selection demonstrated by endothermic leatherbacks will also play an important role in their distribution (Houghton *et al.*, 2006; Witt *et al.*, 2007a).

Analysis of the hard-shell turtle SCL size class distribution indicates that the majority of both loggerhead and Kemp's ridley turtles were juveniles. In comparison, whilst records of leatherback turtle SCL data were sparse, the majority were adults. However, in accordance with previous research it is clear that the majority of the hard-shell turtles recorded around the UK and Ireland are probably 'first passage' turtles, having likely dispersed from the nesting beaches in the Americas and the Gulf of Mexico (Hays & Marsh, 1997). Additionally, there is growing evidence suggesting that the Bay of Biscay is a residency spot for loggerhead turtles (Avens & Amico, 2018). This could explain the presence of larger individuals in the records but also the number of live sightings and strandings that are recorded throughout the year.

Records of other species of hard-shell turtles were very sparse; these included green turtles, a hawksbill turtle and an olive ridley turtle. Whilst these species are present in the North Atlantic, the apparent absence of them in the public recording schemes is probably due to several reasons: lesser physiological tolerance to cooler temperatures at lower latitudes meaning these species rarely reach European waters; inter-species variability in dispersal mechanisms where species could occupy different oceanic features (Caribbean, Sargasso Sea) and a shorter juvenile oceanic phase (Witt *et al.*, 2007b).

The analysis of records from public reporting can not only infer trends in occurrence but also highlight anthropogenic threats to marine turtles (Casale *et al.*, 2010). From our records an appreciable number of leatherback turtles were thought to have interacted with the fishing industry, with 8% of leatherback records due to bycatch. Other reporting schemes from Italy and Portugal also found bycatch to be the substantial cause of mortality/stranding in leatherback turtles (Casale *et al.*, 2003; Nicolau *et al.*, 2016). Injuries through collision with vessels were recorded for five leatherback turtles in the UK and Ireland and entanglement in ghost gear was recorded in 16 leatherback strandings and sightings. Post-mortem examinations were only carried out on a small number of strandings (4.5% of records; N = 89); it is likely that additional causes of stranding/mortality such as disease are present, yet are not recorded in the data.

Whilst there are limitations to interpreting data from public recording schemes, if carefully analysed they can provide important information on patterns of distribution and relative abundance and can potentially provide signals of population recoveries and declines. This is especially true as the temporal extent of the data increases. Our data analysis provides an extension to previous work conducted by Witt *et al.* (2007b) and continues to show an increase in the decadal totals of Kemp's ridley turtle strandings and sightings which possibly indicates recovery of populations elsewhere. However, this study identifies a decrease in the number of recent annual records of sightings, strandings and captures of all three species of turtles. The underlying reasons for this decrease can only be speculated upon, although it may potentially be a result of reduced reporting effort. This TURTLE database provides an important source of information regarding distribution and abundance of marine turtles in the North Atlantic that are far from their natal beaches and at elusive life stages. Our results provide a valuable reference point to assess species range modification due to climate change, identify possible evidence of anthropogenic threats and to assess the future trajectory of marine turtle populations in the North Atlantic and underpins the utility of long-term commitment to programmes such as TURTLE and UK Cetacean Strandings Investigation Programme (CSIP) and Scottish Marine Animal Stranding Scheme (SMASS).

Supplementary material. The supplementary material for this article can be found at <https://doi.org/10.1017/S0025315420000843>.

Acknowledgements. We are thankful to the many members of the public for the reporting of sightings, strandings and captures of marine turtles in the UK and Ireland, and to the organizations which have supported TURTLE: Natural England (formerly English Nature), National Parks & Wildlife Service, Scottish Natural Heritage, Countryside Council for Wales (now Natural Resources Wales) and Welsh Government. In particular, we acknowledge the pivotal role of UK Cetacean Strandings Investigation Programme (CSIP) and Scottish Marine Animal Stranding Scheme (SMAS), funded by UK Governments. We are grateful to Karen Eckert of WIDECASST for granting access to turtle graphics. This work was initiated as part of a Natural Environment Research Grant (NE/J012319/1) and this work was supported by UKRI grant BB/T018461/1. ZB is supported by an EnvEast NERC DTP grant (NE/L002582/1). We thank the editor and two anonymous reviewers for their constructive and insightful feedback which improved the manuscript.

References

- Avens L and Amico FD** (2018) Evaluating viability of sea turtle foraging populations at high latitudes: age and growth of juveniles along the French Atlantic coast. *Endangered Species Research* **37**, 25–36.
- Avens L, Taylor JC, Goshe LR, Jones TT and Hastings M** (2009) Use of skeletochronological analysis to estimate the age of leatherback sea turtles *Dermodochelys coriacea* in the western North Atlantic. *Endangered Species Research* **8**, 165–177.
- Avens L, Goshe LR, Pajuelo M, Bjørndal KA, MacDonald BD, Lemons GE, Bolten AB and Seminoff JA** (2013) Complementary skeletochronology and stable isotope analyses offer new insight into juvenile loggerhead sea turtle oceanic stage duration and growth dynamics. *Marine Ecology Progress Series* **491**, 235–251.
- Avens L, Goshe LR, Coggins L, Snover ML, Pajuelo M, Bjørndal KA and Bolten AB** (2015) Age and size at maturation and adult-stage duration for loggerhead sea turtles in the western North Atlantic. *Marine Biology* **162**, 1749–1767.
- Avens L, Goshe LR, Coggins L, Shaver DJ, Higgins B, Landry Jr, AM and Bailey R** (2017) Variability in age and size at maturation, reproductive longevity, and long-term growth dynamics for Kemp's ridley sea turtles in the Gulf of Mexico. *PLoS ONE* **12**, e0173999.
- Avens L, Goshe LR, Zug GR, Balazs GH, Benson SR and Harris H** (2020) Regional comparison of leatherback sea turtle maturation attributes and reproductive longevity. *Marine Biology* **167**, 4.
- Bjørndal KA, Bolton AB and Martins HR** (2000) Somatic growth model of juvenile loggerhead sea turtles *Caretta caretta*: duration of pelagic stage. *Marine Ecology Progress Series* **202**, 265–272.
- Bolten AB** (2003) Active swimmers–passive drifters: the oceanic juvenile stage of loggerheads in the Atlantic system. In Bolten AB and Witherington BE (eds), *Loggerhead Sea Turtles*. Washington, DC: Smithsonian Books, pp. 63–78.
- Brongersma LD** (1972) European Atlantic turtles. *Zoologische Verhandlungen* **121**, 1–318.
- Burke VJ, Standora EA and Morreale SJ** (1991) Factors affecting strandings of cold-stunned juvenile Kemp's ridley and loggerhead sea turtles in Long Island, New York. *Copeia* **1991**, 1136–1138.
- Caillouet CW, Galloway BJ and Putnam NF** (2016) Kemp's ridley sea turtle saga and setback: novel analyses of cumulative hatchlings released and time-lagged annual nests in Tamaulipas, Mexico. *Chelonian Conservation and Biology* **15**, 115–131.
- Carr A** (1987) New perspectives on the pelagic stage of sea turtle development. *Conservation Biology* **1**, 103–121.
- Casale P** (2011) Sea turtle by-catch in the Mediterranean. *Fish and Fisheries* **12**, 299–316.
- Casale P, Nicolosi P, Freggi D, Turchetto M and Argano R** (2003) Leatherback turtles (*Dermodochelys coriacea*) in Italy and in the Mediterranean basin. *Herpetological Journal* **13**, 135–140.
- Casale P, Affronte M, Insacco G, Freggi D, Vallini C, D'Astora PP, Basso R, Paolillo G, Abbate G and Argano R** (2010) Sea turtle strandings reveal high anthropogenic mortality in Italian waters. *Aquatic Conservation* **20**, 611–620.
- Casale P, Abitsi G, Aboro MP, Agamboue PD, Agbode L, Allela NL, Angueko D, Nguema JNBB, Boussamba F, Cardiac F and Chartrain E** (2017) A first estimate of sea turtle bycatch in the industrial trawling fishery of Gabon. *Biodiversity and Conservation* **26**, 2421–2433.
- Chaloupka M, Work TM, Balazs GH, Murakawa SKK and Morris R** (2008) Cause-specific temporal and spatial trends in green sea turtle strandings in the Hawaiian Archipelago (1982–2003). *Marine Biology* **154**, 887–898.
- Collard SB and Ogren LH** (1990) Dispersal scenarios for pelagic post-hatchling sea-turtles. *Bulletin of Marine Science* **47**, 233–243.
- Colman LP, Thomé JC, Almeida ADP, Baptistotte C, Barata PC, Broderick AC, Ribeiro FA, Vila-Verde L and Godley BJ** (2019) Thirty years of leatherback turtle *Dermodochelys coriacea* nesting in Espírito Santo, Brazil, 1988–2017: reproductive biology and conservation. *Endangered Species Research* **39**, 147–158.
- Doyle TK, Houghton JD, O'Suilleabhain PF, Hobson VJ, Marnell F, Davenport J and Hays GC** (2008) Leatherback turtles satellite-tagged in European waters. *Endangered Species Research* **4**, 23–31.
- Duncan EM, Botterell ZL, Broderick AC, Galloway TS, Lindeque PK, Nuno A and Godley BJ** (2017) A global review of marine turtle entanglement in anthropogenic debris: a baseline for further action. *Endangered Species Research* **34**, 431–448.
- Dutton DL, Dutton PH, Chaloupka M and Boulon RH** (2005) Increase of a Caribbean leatherback turtle *Dermodochelys coriacea* nesting population linked to long-term nest protection. *Biological Conservation* **126**, 186–194.
- DWH NRDA (Deepwater Horizon Natural Resource Damage Assessment) Trustees** (2016) Deepwater Horizon oil spill programmatic damage assessment and restoration plan and programmatic environmental impact statement. DWH NRDA. www.gulfspillrestoration.noaa.gov/restoration-planning/gulf-plan/.
- Engelhard GH, Lynam CP, Garcia-Carreras B, Dolder PJ and Mackinson S** (2015) Effort reduction and the large fish indicator: spatial trends reveal positive impacts of recent European fleet reduction schemes. *Environmental Conservation* **42**, 227–236.
- ESRI** (2011) HERE, Garmin, Intermap, INCREMENT P, GEBCO, USGS, FAO, NPS, NRCAN, GeoBase, IGN, Kadaster NL, Ordnance Survey, Esri Japan, METI, Esri China (Hong Kong), © OpenStreetMap contributors, GIS User Community. https://services.arcgis.com/ArcGIS/rest/services/World_Topo_Map/MapServer.
- Fleming NE, Harrod C and Houghton JD** (2013) Identifying potentially harmful jellyfish blooms using shoreline surveys. *Aquaculture Environment Interactions* **4**, 263–272.
- Fossette S, Girard C, Lopez-Mendilaharsu M, Miller P, Domingo A, Evans D, Kelle L, Plot V, Prosdocimi L, Verhage S and Gaspar P** (2010) Atlantic leatherback migratory paths and temporary residence areas. *PLoS ONE* **5**, e13908.
- Fossette S, Witt MJ, Miller P, Nalovic MA, Albareda D, Almeida AP, Broderick AC, Chacón-Chaverri D, Coyne MS, Domingo A and Eckert S** (2014) Pan-Atlantic analysis of the overlap of a highly migratory species, the leatherback turtle, with pelagic longline fisheries. *Proceedings of the Royal Society B: Biological Sciences* **281**, 20133065.
- Fuentes MMPB, Limpus CJ and Hamann M** (2011) Vulnerability of sea turtle nesting grounds to climate change. *Global Change Biology* **17**, 140–153.
- Fuentes MM, Gredzens C, Bateman BL, Boettcher R, Ceriani SA, Godfrey MH, Helmers D, Ingram DK, Kamrowski RL, Pate M and Pressey RL** (2016) Conservation hotspots for marine turtle nesting in the United States based on coastal development. *Ecological Applications* **26**, 2708–2719.
- Girondot M, Godfrey MH, Ponge L and Rivalan P** (2007) Modeling approaches to quantify leatherback nesting trends in French Guiana and Suriname. *Chelonian Conservation Biology* **6**, 37–46.
- Godley BJ, Gaywood MJ, Law RJ, McCarthy CJ, McKenzie C, Patterson IAP, Penrose RS, Reid RJ and Ross HM** (1998) Patterns of marine turtle mortality in British waters (1992–1996) with reference to tissue contaminant levels. *Journal of the Marine Biological Association of the United Kingdom* **78**, 973–984.
- Greenstreet SPR, Holland GJ, Fraser TWK and Allen VJ** (2009) Modelling demersal fishing effort based on landings and days absence from port, to generate indicators of “activity”. *ICES Journal of Marine Science* **66**, 886–901.
- Hamann M, Godfrey MH, Seminoff JA, Arthur K, Barata PCR, Bjørndal KA, Bolten AB, Broderick AC, Campbell LM, Carreras C, Casale P, Chaloupka M, Chan SKF, Coyne MS, Crowder LB, Diez CE, Dutton PH, Epperly SP, FitzSimmons NN, Formia A, Girondot M, Hays GC, Cheng IJ, Kaska Y, Lewison R, Mortimer JA, Nichols WJ, Reina RD, Shanker K, Spotila JR, Tomas J, Wallace BP, Work TM, Zbinden J and Godley BJ** (2010) Global research priorities for sea turtles: informing management and conservation in the 21st century. *Endangered Species Research* **11**, 245–269.
- Hancock JM, Furtado S, Merino S, Godley BJ and Nuno A** (2017) Exploring drivers and deterrents of the illegal consumption and trade of marine turtle products in Cape Verde, and implications for conservation planning. *Oryx* **51**, 428–436.

- Harewood A and Horrocks J** (2008) Impacts of coastal development on hawksbill hatchling survival and swimming success during the initial offshore migration. *Biological Conservation* **141**, 394–401.
- Hart KM, Mooreside P and Crowder L** (2006) Interpreting the spatio-temporal patterns of sea turtle strandings: going with the flow. *Biological Conservation* **129**, 283–290.
- Hawkes LA, Broderick AC, Godfrey MH and Godley BJ** (2007) Investigating the potential impacts of climate change on a marine turtle population. *Global Change Biology* **13**, 923–932.
- Hays GC and Marsh R** (1997) Estimating the age of juvenile loggerhead sea turtles in the North Atlantic. *Canadian Journal of Zoology* **75**, 40–46.
- Hildebrand HH** (1963) Hallazgo del área de anidación de la tortuga marina “lora”, *Lepidochelys kempi* (Garman) en la costa occidental del Golfo de México. *Ciencia* **22**, 105–112.
- Houghton JD, Doyle TK, Wilson MW, Davenport J and Hays GC** (2006) Jellyfish aggregations and leatherback turtle foraging patterns in a temperate coastal environment. *Ecology* **87**, 1967–1972.
- King GL** (2005) Records of marine turtles in Irish waters, personally communicated in the course of a study carried out between 1985 and 1994. Unpublished report.
- Leeny RH, Witt MJ, Broderick AC, Buchanan J, Jarvis DS, Richardson PB and Godley BJ** (2012) Marine megavertebrates of Cornwall and the Isles of Scilly: relative abundance and distribution. *Journal of the Marine Biological Association of the United Kingdom* **92**, 1823–1833.
- Lutcavage ME, Lutz PL, Bossart GD and Hudson DM** (1995) Physiologic and clinicopathologic effects of crude oil on loggerhead sea turtles. *Archives of Environmental Contamination and Toxicology* **28**, 417–422.
- Lutz PL and Lutcavage M** (1989) The effects of petroleum on sea turtles: applicability to Kemp’s ridley. In *Proceedings of the First International Symposium on Kemp’s Ridley Sea Turtle Biology, Conservation and Management*. TAMU-SG89-105, pp. 52–54.
- Mansfield KL, Wyneken J, Porter WP and Luo J** (2014) First satellite tracks of neonate sea turtles redefine the ‘lost years’ oceanic niche. *Proceedings of the Royal Society B: Biological Sciences* **281**, 20133039.
- Márquez R, Díaz J, Sánchez M, Burchfield P, Leo A, Carrasco M, Peña J, Jiménez C and Bravo R** (1999) Results of the Kemp’s ridley nesting beach conservation efforts in México. *Marine Turtle Newsletter* **85**, 2–4.
- Mazaris AD, Schofield G, Gkazinou C, Almpandidou V and Hays GC** (2017) Global sea turtle conservation successes. *Science Advances* **3**, e1600730.
- McDonald DL and Dutton PH** (1996) Use of PIT tags and photo identification to revise remigration estimates of leatherback turtles (*Dermochelys coriacea*) nesting in St. Croix, U.S. Virgin Islands, 1979–1995. *Chelonian Conservation Biology* **2**, 148–152.
- McGowan A, Broderick AC, Frett G, Gore S, Hastings M, Pickering A, Wheatley D, White J, Witt MJ and Godley BJ** (2008) Down but not out: marine turtles of the British Virgin Islands. *Animal Conservation* **11**, 92–103.
- Meynecke JO and Meager JJ** (2016) Understanding strandings: 25 years of humpback whale (*Megaptera novaeangliae*) strandings in Queensland, Australia. *Journal of Coastal Research* **75**, 897–901.
- Mills CE** (2001) Jellyfish blooms: are populations increasing globally in response to changing ocean conditions? *Hydrobiologia* **451**, 55–68.
- Mitchelmore CL, Bishop CA and Collier TK** (2017) Toxicological estimation of mortality of oceanic sea turtles oiled during the Deepwater Horizon oil spill. *Endangered Species Research* **33**, 39–50.
- Musick JA and Limpus CJ** (1997) Habitat utilization and migration in juvenile sea turtles. In Lutz PL and Musick JA (eds), *The Biology of Sea Turtles*. Boca Raton, FL: CRC Press, p. 137–164.
- Nicolau L, Ferreira M, Santos J, Araújo H, Sequeira M, Vingada J, Eira C and Marçalo A** (2016) Sea turtle strandings along the Portuguese mainland coast: spatio-temporal occurrence and main threats. *Marine Biology* **163**, 21.
- Patricio AR, Diez CE, van Dam RP and Godley BJ** (2016) Novel insights into the dynamics of green turtle fibropapillomatosis. *Marine Ecology Progress Series* **547**, 247–255.
- Penhallurick R** (1990) *Turtles off Cornwall, The Isles of Scilly and Devonshire*. Truro: Dyllansow Pengwella.
- Penrose R** (2019) *UK & Eire Marine Turtle Strandings & Sightings Annual Report 2018*. Llechryd: Marine Environmental Monitoring.
- Pikesley SK, Godley BJ, Ranger S, Richardson PB and Witt MJ** (2014) Cnidaria in UK coastal waters: description of spatio-temporal patterns and inter-annual variability. *Journal of the Marine Biological Association of the United Kingdom* **94**, 1401–1408.
- Putman NF and Mansfield KL** (2015) Direct evidence of swimming demonstrates active dispersal in the sea turtle ‘lost years’. *Current Biology* **25**, 1221–1227.
- R Development Core Team** (2014). *R: A Language and Environment for Statistical Computing*. Vienna: R Foundation for Statistical Computing. <https://www.R-project.org/>.
- Roberts K, Collins J, Paxton CH, Hardy R and Downs J** (2014) Weather patterns associated with green turtle hypothermic stunning events in St. Joseph Bay and Mosquito Lagoon, Florida. *Physical Geography* **35**, 134–150.
- Shaver DJ, Rubio C, Walker JS, George J, Amos AF, Reich K, Jones C and Shearer T** (2016) Kemp’s ridley sea turtle (*Lepidochelys kempii*) nesting on the Texas coast: geographic, temporal, and demographic trends through 2014. *Gulf of Mexico Science* **2**, 158–178.
- Snover ML, Hohn AA, Crowder LB and Heppell SS** (2007) Age and growth in Kemp’s ridley sea turtles. In *Biology and Conservation of Ridley Sea Turtles*. Baltimore, MD: Johns Hopkins University Press, pp. 89–105.
- Spotila JR, Reina RD, Steyermark AC, Plotkin PT and Paladino FV** (2000) Pacific leatherback turtles face extinction. *Nature* **405**, 529–530.
- Stacy NI, Field CL, Staggs L, MacLean RA, Stacy BA, Keene J, Cabela D, Pelton C, Cray C, Kelley M and Holmes S** (2017) Clinicopathological findings in sea turtles assessed during the Deepwater Horizon oil spill response. *Endangered Species Research* **33**, 25–37.
- Stewart K, Sims M, Meylan A, Witherington B, Brost B and Crowder LB** (2011) Leatherback nests increasing significantly in Florida, USA; trends assessed over 30 years using multilevel modeling. *Ecological Applications* **21**, 263–273.
- Still B, Griffin C and Prescott R** (2005) Climatic and oceanographic factors affecting daily patterns of juvenile sea turtle cold-stunning in Cape Cod Bay. *Chelonian Conservation Biology* **4**, 883–890.
- Tapilatu RF, Dutton PH, Tiwari M, Wibbels T, Ferdinandus HV, Iwanggin WG and Nugroho BH** (2013) Long-term decline of the western Pacific leatherback, *Dermochelys coriacea*: a globally important sea turtle population. *Ecosphere (Washington, D.C)* **4**, 1–15.
- Tomás J, Gosalbes P, Raga JA and Godley BJ** (2008) Bycatch of loggerhead sea turtles: insights from 14 years of stranding data. *Endangered Species Research* **5**, 161–169.
- Vélez-Rubio GM, Estrades A, Fallabrino A and Tomás J** (2013) Marine turtle threats in Uruguayan waters: insights from 12 years of stranding data. *Marine Biology* **160**, 2797–2811.
- Wallace BP, Brosnan T, McLamb D, Rowles T, Ruder E, Schroeder B, Schwacke L, Stacy B, Sullivan L, Takeshita R and Wehner D** (2017) Effects of the Deepwater Horizon oil spill on protected marine species. *Endangered Species Research* **33**, 1–7.
- Wallace BP, Stacy BA, Cuevas E, Holyoake C, Lara PH, Marcondes ACJ, Miller JD, Nijkamp H, Pilcher NJ, Robinson I and Rutherford N** (2020) Oil spills and sea turtles: documented effects and considerations for response and assessment efforts. *Endangered Species Research* **41**, 17–37.
- Witt MJ, Broderick AC, Johns DJ, Martin C, Penrose R, Hoogmoed MS and Godley BJ** (2007a) Prey landscapes help identify potential foraging habitats for leatherback turtles in the NE Atlantic. *Marine Ecology Progress Series* **337**, 231–243.
- Witt MJ, Penrose R and Godley BJ** (2007b) Spatio-temporal patterns of juvenile marine turtle occurrence in waters of the European continental shelf. *Marine Biology* **151**, 873–885.
- Witt MJ, Bonguno EA, Broderick AC, Coyne MS, Formia A, Gibudi A, Mounguengui GAM, Moussounda C, NSafou M, Nougessono S and Parnell RJ** (2011) Tracking leatherback turtles from the world’s largest rookery: assessing threats across the South Atlantic. *Proceedings of the Royal Society B: Biological Sciences* **278**, 2338–2347.
- Witzell WN, Burchfield PM and Pena LJ** (2007) Nesting success of Kemp’s ridley sea turtles, *Lepidochelys kempi*, at Rancho Nuevo, Tamaulipas, Mexico, 1982–2004. *Marine Fisheries Review* **69**, 46–52.
- Ylitalo GM, Collier TK, Anulacion BF, Juairé K, Boyer RH, da Silva DA, Keene JL and Stacy BA** (2017) Determining oil and dispersant exposure in sea turtles from the northern Gulf of Mexico resulting from the Deepwater Horizon oil spill. *Endangered Species Research* **33**, 9–24.
- Zwinnenberg AJ** (1977) Kemp’s ridley, *Lepidochelys kempii* (Garman, 1880), undoubtedly the most endangered marine turtle today (with notes on the current status of *Lepidochelys olivacea*). *Bulletin of Maryland Herpetology Society* **13**, 170–192.