

Generic stabilizability for time-delayed feedback control

Jan Sieber

College of Engineering, Mathematics and Physical Sciences,
University of Exeter, EX4 4QF, UK

April 5, 2016

Time delayed feedback control is one of the most successful methods to discover dynamically unstable features of a dynamical system in an experiment. This approach feeds back only terms that depend on the difference between the current output and the output from a fixed time T ago. Thus, any periodic orbit of period T in the feedback controlled system is also a periodic orbit of the uncontrolled system, independent of any modelling assumptions.

It has been an open problem whether this approach can be successful in general, that is, under genericity conditions similar to those in linear control theory (controllability), or if there are fundamental restrictions to time-delayed feedback control. We show that there are no restrictions in principle. This paper proves the following: for every periodic orbit satisfying a genericity condition slightly stronger than classical linear controllability, one can find control gains that stabilise this orbit with extended time-delayed feedback control.

While the paper's techniques are based on linear stability analysis, they exploit the specific properties of linearisations near autonomous periodic orbits in nonlinear systems, and are, thus, mostly relevant for the analysis of nonlinear experiments.

1. Introduction

Time-delayed feedback control was originally proposed by Pyragas in 1992 as a tool for discovery of unstable periodic orbits (one frequent building block in nonlinear systems with chaotic dynamics or multiple attractors) in experimental nonlinear dynamical systems [1]. Pyragas proposed that one take the output $x(t) \in \mathbb{R}^n$ of a dynamical system and feed back in real time the difference between this output and the output time T ago into an input $u(t) \in \mathbb{R}^{n_u}$ of the system (multiplied by some *control gains* $K^T \in \mathbb{R}^{n_u \times n}$):

$$u(t) = K^T [x(t - T) - x(t)]. \quad (1)$$

In a first experimental demonstration, Pyragas and Tamaševičius successfully identified and stabilised an unstable periodic orbit in a chaotic electrical circuit [2]. Socolar *et al* in 1994 [3]

introduced a generalisation of time-delayed feedback (which is often used in place of (1) and is implemented as shown in Figure 1 as a block diagram):

$$\begin{aligned} u(t) &= K^T [\tilde{x}(t) - x(t)], \quad \text{where} \\ \tilde{x}(t) &= (1 - \varepsilon)\tilde{x}(t - T) + \varepsilon x(t - T), \end{aligned} \quad (2)$$

and $\varepsilon \in (0, 1]$, called *extended time-delayed feedback*. If $\varepsilon = 1$, feedback law (2) reduces to time-delayed feedback (1), if $\varepsilon = 0$ feedback law (2) degenerates to classical linear feedback with a fixed T-periodic reference signal $\tilde{x}(t)$ (see below (3) for a discussion). Note that, for example in [3], the variable $\tilde{x}(t)$ was eliminated in the mathematical discussion by writing

$$u(t) = K^T \left(\varepsilon \left[\sum_{j=1}^{\infty} (1 - \varepsilon)^{j-1} x(t - jT) \right] - x(t) \right).$$

While this would suggest that knowledge of all history of x is required to initialise the system, in the experiment the feedback control was implemented as shown in the block diagram in Figure 1, which is equivalent to (2). By construction of the feedback laws (1) and (2), for

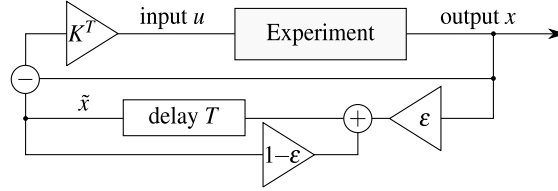


Figure 1: Block diagram for extended time-delayed feedback (2), as applied to an experiment, for example, in [3]. We prove generic stabilisability for the case when the output x is the whole internal state of the dynamical system and the input u is scalar. Triangle block symbols are multiplications of the signal by the factor in the block.

$\varepsilon > 0$ every periodic orbit of period T of the dynamical system with feedback control is also a periodic orbit of the uncontrolled system ($u = 0$).¹ However, the stability of the periodic orbit may change from unstable without control to asymptotically stable with control for appropriately chosen gains K .

The delayed terms $x(t - T)$ and $\tilde{x}(t - T)$ make extended time-delayed feedback control different from the classical linear feedback control, which has the form

$$u(t) = K^T [x_*(t) - x(t)], \quad (3)$$

where $x_*(t)$ is, for example, a known unstable periodic orbit of the dynamical system governing x . While the goal of (3) is to stabilise a known *reference output* (in this case a periodic orbit), time-delayed feedback is able to stabilise and, thus, *find* a-priori unknown periodic orbits. For this reason time-delayed feedback originated, and has found most attention, in the physics and science community, rather than in the control engineering community. It can be used to discover features of nonlinear dynamical systems inaccessible in conventional experiments, such as unstable equilibria, periodic orbits and their bifurcations, non-invasively. A few examples where time-delayed feedback (or its extended version) have been successfully used are: control

¹For $\varepsilon \neq 0$, (2) with T-periodic \tilde{x} implies that $\tilde{x} = x$ for all t .

of chemical turbulence [4], all-optical control of unstable steady states and self-pulsations in semiconductor lasers [5, 6, 7], control of neural synchrony [8, 9, 10], control of the Taylor-Couette flow [11], atomic force microscopy [12] and (with further modifications) systematic bifurcation analysis in mechanical experiments in mechanical engineering [13, 14, 15].

One difficulty for time-delayed feedback is that there are until now no general statements guaranteeing the existence of stabilising control gains K under some genericity condition on the dynamical system governing x and its input u , such as controllability. This is in contrast to the situation for classical linear feedback control (3), where the following is known [16]: if the periodic orbit x_* is linearly controllable by input u in p periods (this is a genericity condition) then one can assign its period- pT monodromy matrix to any matrix with positive determinant by pT -periodic feedback gains $K(t)^T \in \mathbb{R}^{n_u \times n}$.

The greater level of difficulty for (extended) time-delayed feedback is unsurprising since the feedback-controlled system acquires memory. Let us assume that the measured quantity x is governed by an ordinary differential equation (ODE) $\dot{x}(t) = f(x(t), u(t))$ (which is autonomous without control ($u = 0$) and non-autonomous with classical feedback control (3)). Then x and \tilde{x} will be governed by a delay differential equation (DDE) if u is given by time-delayed feedback (1), or by an ODE coupled to a difference equation if u is given by extended time-delayed feedback (2) with $\varepsilon \in (0, 1)$ (we will refer to both cases simply as DDEs). This means that the initial value for both, x and \tilde{x} , is a history segment, a function on $[-T, 0]$ with values in \mathbb{R}^N . In DDEs periodic orbits have infinitely many Floquet multipliers.² Section 2 will review the development of analysis for the time-delayed feedback laws (1) and (2). This paper proves a first simple generic stabilisability result for extended time-delayed feedback control (2) with time-periodic gains $K(t)$ (similar to results for classical linear feedback control).

Main result The following theorem states that the classical approach to periodic feedback gain design by Brunovsky [17] can be applied to make (2) stable in the limit of small $\varepsilon > 0$ in the simplest and most common case of a scalar input u (thus, $n_u = 1$) and linear controllability of the periodic orbit by an input at a single time instant.

Theorem 1.1 (Generic stabilisability with extended time-delayed feedback)

Assume that the dynamical system

$$\dot{x}(t) = f(x(t), u(t)) \quad (f : \mathbb{R}^n \times \mathbb{R} \mapsto \mathbb{R}^n \text{ smooth}) \quad (4)$$

with $u = 0$ has a periodic orbit $x_*(t)$ of period $T > 0$, and assume that the monodromy matrix³ P_0 of x_* from time 0 to T is controllable with $b_0 = \partial_u f(x_*(0), 0)$ (that is, $\det[b_0, P_0 b_0, \dots, P_0^{n-1} b_0] \neq 0$).

Then there exist gains $K_0 \in \mathbb{R}^n$ such that x_* as a periodic orbit of the feedback controlled system (4) with (see below for the definition of the function Δ_δ)

$$u(t) = \Delta_\delta(t) K_0^T [\tilde{x}(t) - x(t)], \quad \tilde{x}(t) = (1 - \varepsilon)\tilde{x}(t - T) + \varepsilon x(t - T) \quad (5)$$

has one simple Floquet multiplier at 1 and all other Floquet multipliers inside the unit circle for all sufficiently small ε and δ .

²Floquet multipliers are the eigenvalues of the linearisation of the time- T map along the periodic orbit.

The function Δ_δ is zero except for a short interval of length δ every period T such that the feedback u has the form of a short but large near-impulse:⁴

$$\Delta_\delta(t) = \begin{cases} 1/\delta & \text{if } t|_{\text{mod}[0,T)} \in [0, \delta] \\ 0 & \text{if } t|_{\text{mod}[0,T)} \notin [0, \delta]. \end{cases} \quad (6)$$

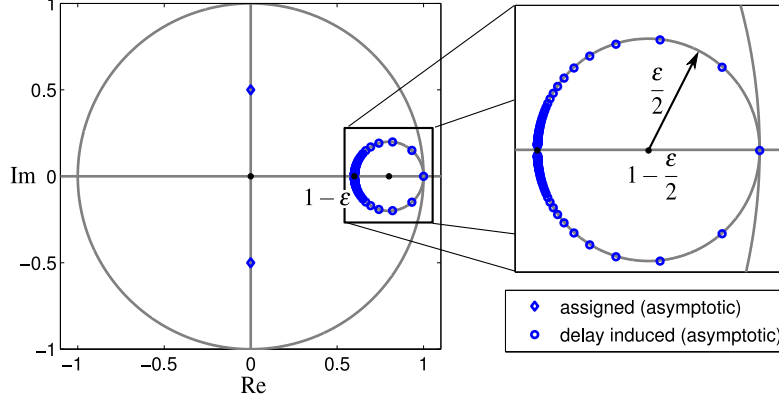


Figure 2: Illustration of Floquet multiplier spectrum for extended time-delayed feedback with single input. Using the appropriate control gains K_0 , n Floquet multipliers can be freely assigned up to determinant restrictions ($n = 2$ in the illustrated case). The other Floquet multipliers lie on a circle of radius $\varepsilon/2$ around $1 - \varepsilon/2$, accumulating at $1 - \varepsilon$. This spectrum is achieved asymptotically for sufficiently short and strong impulses ($\delta \ll 1$) and small ε . A simple trivial multiplier at 1 is always present.

Remarks — Constant gains The gains as constructed are periodic. This is to be expected since there are no general results for constant gains $K \in \mathbb{R}^n$ for the classical linear feedback case (3), either. Furthermore, simple examples show that the above statement can definitely not be made when we restrict ourselves to constant gains in (5): $u(t) = K^T[\tilde{x}(t) - x(t)]$ with $K \in \mathbb{R}^n$. See Section 5 for an example).

Properties of the spectrum of the linearisation (see also Figure 2 for an illustration) The claim of Theorem 1.1 is about linear stability of the periodic orbit $(x(t), \tilde{x}(t)) = (x_*(t), x_*(t))$ of (4)–(5). Thus, we have to consider the problem (4)–(5), linearised in $(x(t), \tilde{x}(t)) = (x_*(t), x_*(t))$:

$$\begin{aligned} \dot{x}(t) &= A(t)x(t) + b(t)\Delta_\delta(t)K_0^T[\tilde{x}(t) - x(t)], \\ \tilde{x}(t) &= (1 - \varepsilon)\tilde{x}(t - T) + \varepsilon x(t - T), \end{aligned} \quad (7)$$

where $A(t) = \partial_x f(x_*(t), 0)$ and $b(t) = \partial_u f(x_*(t), 0)$.

The gains K_0 are identical to those chosen by Brunovsky [17] for the classical feedback spectrum assignment problem (note that Brunovsky made weaker assumptions on $A(t)$ and $b(t)$ than Theorem 1.1). One can choose the gains K_0 to place the n Floquet multipliers λ_k ($k = 1, \dots, n$) of

$$\dot{x} = A(t)x - b(t)\Delta_\delta(t)K_0^T x,$$

⁴The notation $t|_{\text{mod}[0,T)}$ refers to the number $\tau \in [0, T)$ such that $(t - \tau)/T$ is an integer.

anywhere inside the unit circle subject to the restriction that they have to be eigenvalues of a real matrix with positive determinant.

However, DDEs such as (7) may have infinitely many Floquet multipliers. Theorem 1.1 rests on a perturbation argument for small $\varepsilon > 0$ for the other, delay-induced, Floquet multipliers.⁵ At $\varepsilon = 0$ the difference equation for \tilde{x} in (7) simplifies to $\tilde{x}(t) = \tilde{x}(t - T)$. Thus, an arbitrary initial history \tilde{x} with period T will not change under the time- T map of (7). This results for $\varepsilon = 0$ in a spectrum of (7) consisting of

- the finitely many assigned Floquet multipliers λ_k ($k = 1, \dots, n$) as determined by the gains K_0 , and (assuming all $\lambda_k \neq 1$)
- the spectral point $\lambda_\infty = 1$ with an infinite-dimensional eigenspace. Specifically, if we choose the space of continuous functions $C([-T, 0]; \mathbb{R}^n \times \mathbb{R}^n)$ as phase space for (7) then, for $\varepsilon = 0$, the eigenspace for $\lambda_\infty = 1$ is

$$\left\{ (x, \tilde{x}) \in C([-T, 0]; \mathbb{R}^n \times \mathbb{R}^n) : \begin{aligned} x(0) &= x(-T), & \tilde{x}(0) &= \tilde{x}(-T), \\ \dot{x} &= A(t)x + b(t)\Delta_\delta(t)K_0^T [\tilde{x}(t) - x(t)] \end{aligned} \right\}.$$

Note that, since $\lambda_k \neq 1$ for $k = 1, \dots, n$, the ODE $\dot{x} = A(t)x + b(t)\Delta_\delta(t)K_0^T [\tilde{x}(t) - x(t)]$ has a unique periodic solution x for all periodic functions \tilde{x} . This means that for every T -periodic \tilde{x} there is an eigenvector for $\lambda_\infty = 1$ with this \tilde{x} -component.

The general theory for DDEs [18] ensures that for positive (small) ε the Floquet multipliers λ_k ($k = 1, \dots, n$) are only slightly perturbed, and that the infinitely many Floquet multipliers emerging from λ_∞ accumulate to the spectrum of the *essential part*, the difference equation in (7) with the \tilde{x} terms only: $\tilde{x}(t) = (1 - \varepsilon)\tilde{x}(t - T)$. Specifically, the only accumulation point of the spectrum of (7) for $\varepsilon \in (0, 1)$ is at $1 - \varepsilon$ and the stability of (7) is determined by the location of the Floquet multipliers emerging from the perturbation of λ_∞ (of which at most finitely many can lie outside the unit circle). The detailed analysis in Section 3 will show that for small $\varepsilon > 0$ the Floquet multipliers emerging from λ_∞ lie close to a circle of radius $\varepsilon/2$ around $1 - \varepsilon/2$, inside the unit circle (except for the unit Floquet multiplier), as shown in Figure 2 for $n = 2$.

Trivial multiplier The eigenvector to the trivial multiplier 1 is $\dot{x}_*(0)$, corresponding to the linearised phase shift (for every $s \in \mathbb{R}$, $t \mapsto x_*(t + s)$ is also a solution of the system with extended time-delayed feedback (4), (5)). Section 4 gives a modification of Theorem 1.1 with a function Δ_δ depending on $x(t)$ instead of t switching the gains on and off. Then the feedback controlled system becomes autonomous. In this modified system with autonomous (but nonlinear) extended time-delayed feedback the periodic orbit x_* is asymptotically stable in the classical sense.

Timing of impulse In (6) we chose the timing of the impulse (the part of the period $[0, T)$ where Δ_δ is non-zero) as $[0, \delta]$ without loss of generality. The genericity condition in its most general form requires that there must be a time $t \in [0, T]$ such that the monodromy matrix from t to $t + T$ and $\partial_{\mathcal{U}} f(x_*(t), 0)$ are controllable. As the uncontrolled system is autonomous, we can shift the phase of the periodic orbit x_* , considering $x_*(t + \cdot)$ instead of x_* .

⁵The perturbation is *not* a small-delay perturbation since the delay T and one coefficient in front of the delay, $1 - \varepsilon$, are not small.

Practical considerations The result gives precise control over the Floquet multipliers in the limit of small δ and ε . For small δ the feedback control corresponds to a sharp kick once per period, which is not practical for strongly unstable periodic orbits. However, the gains found with the help of Theorem 1.1 provide a feasible starting point for optimisation-based spectrum assignment methods (*continuous pole placement*) as constructed by Michiels *et al* [19, 20] and adapted to time-delayed feedback (1) [21, 22, 23]. In the context of continuation one can combine the gains provided by Theorem 1.1 as starting points, continuous pole placement, and the automatic adjustment of the time delay T demonstrated in [24, 25] to create a feedback control that non-invasively tracks a family of periodic orbits in a system parameter.

2. Review: analysis of (extended) time-delayed feedback

The initial proposals of time-delayed feedback (1) and its extended version (2) were accompanied with demonstrations in simulations and experiments, showing that this type of feedback control can be successful [1, 2, 3], but not with general necessary or sufficient conditions for applicability or with constructive ways to design the feedback gains.

However, it was quickly recognised that time-delayed feedback can be applied to periodic orbits that are weakly unstable due to a period doubling bifurcation or torus bifurcation [26, 27]. Hence, time-delayed feedback is often associated with control of chaos, because it can be used to suppress period doubling cascades. However, general sufficient criteria were rather restrictive [28], requiring full access to the state (x governed by $\dot{x}(t) = f(x(t)) + u(t)$ with $u \in \mathbb{R}^n$). A first general result was negative, the so-called *odd number limitation* for periodically forced systems [29], showing that extended time-delayed feedback cannot stabilise periodic orbits in periodically forced systems with an odd number of Floquet multipliers λ with $\text{Re } \lambda > 1$ (and no Floquet multiplier at 1). This theoretical limitation is not a severe restriction in practice since one can extend the uncontrolled system with an artificial unstable degree of freedom before applying time-delayed feedback [30]. Fiedler *et al* showed that this limitation does not apply to autonomous periodic orbits [31, 32]. Since then general results have been proven for weakly unstable periodic orbits with a Floquet multiplier close to 1 (but larger than 1, [33]), or near subcritical Hopf bifurcations [34, 35]. A review of developments up to 2010 is given in [36].

An extension of the odd number limitation to autonomous periodic orbits (with trivial Floquet multiplier) was given by Hooton & Amann [37, 38] for both, time-delayed feedback (1) and its extension (2). However, these limitations merely impose restrictions on the gains K . They do not rule out feedback stabilisability a priori (which is in contrast to the statements about periodic orbits in forced systems).

3. Spectrum of linearisation for extended time-delayed feedback-controlled system

Let us consider a feedback controlled dynamical system with extended time-delayed feedback control and arbitrary time-dependent gains $K(t) \in \mathbb{R}^n$:

$$\dot{x}(t) = f(x(t), u(t)), \quad (8)$$

$$u(t) = K(t)^T [\tilde{x}(t) - x(t)], \quad (9)$$

$$\tilde{x}(t) = (1 - \varepsilon)\tilde{x}(t - T) + \varepsilon x(t - T). \quad (10)$$

This system is governed by an ordinary differential equation (ODE) without control ($u = 0$) and a delay differential equation (DDE) with control. We assume that the uncontrolled system $\dot{x}(t) = f(x(t), 0)$ has a periodic orbit x_* of period T . This periodic orbit x_* is also a periodic orbit of (8)–(10) if $\varepsilon > 0$: $x(t) = \tilde{x}(t) = x_*(t)$. System (8)–(10) is a DDE with the phase space

$$\{(\chi, \tilde{\chi}) \in C([-T, 0]; \mathbb{R}^n \times \mathbb{R}^n) : \tilde{\chi}(0) = (1 - \varepsilon)\tilde{\chi}(-T) + \varepsilon\chi(-T)\}.$$

Hale & Verduyn-Lunel [18] treated DDEs of the type of system (8)–(10) (which contains difference equations) as part of their discussion of neutral DDEs. The essential part of the semiflow generated by (8)–(10) is governed by the part of (10) containing \tilde{x} : $\tilde{x}(t) = (1 - \varepsilon)\tilde{x}(t - T)$, which is linear and has spectral radius $1 - \varepsilon$. Thus, it fits into the scope of the theory as described in the textbook by Hale & Verduyn-Lunel [18]. Specifically, the asymptotic stability of the periodic orbit given by $x(t) = \tilde{x}(t) = x_*(t)$ is determined by the point spectrum of the linearisation of (8)–(10). Hence, the periodic orbit x_* is stable if all Floquet multipliers of the linearisation along x_* except the trivial multiplier 1 are inside the unit circle (and the trivial Floquet multiplier 1 is simple). We denote the monodromy matrix⁶ of

$$\dot{x} = [A(t) - \mu b(t)K(t)^T]x(t), \quad \text{where } A(t) = \partial_x f(x_*(t), 0), \quad b(t) = \partial_u f(x_*(t), 0) \quad (11)$$

for $\mu \in \mathbb{C}$ by $P(\mu)$. Thus, the monodromy matrix of the uncontrolled system $\dot{x}(t) = A(t)x(t)$ equals $P(0)$, which we denote by

$$P_0 = P(0). \quad (12)$$

With this definition of $P(\mu)$, Floquet multipliers of the linearisation of (8)–(10) in x_* different from $1 - \varepsilon$ are given as roots of

$$h(\lambda; \varepsilon) := \det \left[\lambda I - P \left(1 - \frac{\varepsilon}{\lambda - (1 - \varepsilon)} \right) \right]$$

(I is the identity matrix; see Section A.1 for detailed proof). The following lemma states that the gains $K(t)$ can only stabilise a periodic orbit x_* with extended time-delayed feedback and small ε , if they are stabilising with classical linear feedback (that is, when replacing the recursively determined signal \tilde{x} by the target orbit x_* : $u(t) = K(t)[x_*(t) - x(t)]$). (Recall that $A(t) = \partial_x f(x_*(t), 0)$, $b(t) = \partial_u f(x_*(t), 0)$.)

Lemma 3.1 (Extended time-delayed feedback stabilisation implies classical stabilisation)

If the linear system

$$\dot{x}(t) = [A(t) - b(t)K(t)^T]x(t) \quad (13)$$

has at least one Floquet multiplier outside the unit circle, then there exists a $\varepsilon_{\max} \in (0, 1)$ such that the periodic orbit x_* is unstable for the extended time-delayed feedback (8)–(10) for all $\varepsilon \in (0, \varepsilon_{\max})$.

⁶Thus, $P(\mu)$ is defined as the solution y at time T of the linear differential equation $\dot{y}(t) = [A(t) - \mu b(t)K(t)^T]y(t)$ with initial value $y(0) = I$ (I is the identity matrix).

Proof The Floquet multipliers of (13) are given as roots of $h(\lambda; 0) = \det(\lambda I - P(1))$. We denote the root with modulus greater than 1 by λ_0 such that $h(\lambda_0; 0) = 0$. Consequently, for all λ in the ball $B_r(\lambda_0)$, where $r = (|\lambda_0| - 1)/2$, the difference $h(\lambda; \varepsilon) - h(\lambda; 0)$ is uniformly bounded and analytic for all $\varepsilon \in (0, 1)$ and all λ in $B_r(\lambda_0)$. Since λ_0 must have finite multiplicity as a root of $h(\cdot; 0)$, $h(\lambda; \varepsilon)$ must have a root in $B_r(\lambda_0)$ for sufficiently small $\varepsilon > 0$ (say, $\varepsilon \in (0, \varepsilon_{\max})$), too. By choice of r this root lies outside of the unit circle. *(This ends the proof of Lemma 3.1.)* \square

Lemma 3.1 shows that gains $K(t)$ that stabilise with extended time-delayed feedback with small ε also have to feedback-stabilise in the classical sense. Since K is an arbitrary periodic function there are many ways to construct gains for the classical linear feedback control $u(t) = K(t)[x_*(t) - x(t)]$ for periodic orbits x_* [16]. We choose the approach comprehensively treated by Brunovsky [17], which is particularly amenable to analysis in the extended time-delayed feedback case and for which one can then prove the converse of Lemma 3.1:

extended time-delayed feedback is stabilising for the same gains for which Brunovksy's approach is stabilising the classical feedback control.

Near-impulse feedback and its parametrised monodromy matrix We pick state feedback control in the form of a single large but short impulse. That is, we consider a short time $\delta \in (0, T)$ and define the linear feedback control

$$u_\delta(t; y) = \Delta_\delta(t) K_0^T y, \text{ where } \Delta_\delta(t) = \begin{cases} 1/\delta & \text{if } t|_{\text{mod}[0, T]} \in [0, \delta] \\ 0 & \text{if } t|_{\text{mod}[0, T]} \notin [0, \delta]. \end{cases} \quad (14)$$

where $t|_{\text{mod}[0, T]}$ is the number $\tau \in [0, T)$ such that $(t - \tau)/T$ is an integer, and $K_0 \in \mathbb{R}^n$ is a vector of constant control gains. Let us first look at classical feedback $u(t) = \Delta_\delta(t) K_0^T [x_*(t) - x(t)]$ (where we assume that we know the periodic orbit x_*). Using feedback law (14) the feedback controlled system reads

$$\dot{x}(t) = f(x(t), \Delta_\delta(t) K_0^T [x_*(t) - x(t)]). \quad (15)$$

We define the nonlinear time- T map $X(x; \delta, K_0)$ as the solution at time T (the period of the periodic orbit x_*) of (15) when starting from x at time 0 (including the dependence on parameters δ and K_0 as additional arguments of X). Then, for small deviations y_0 from $x_*(0)$, the map $X(\cdot; \delta, K_0)$ has the form $X(x_*(0) + y_0; \delta, K_0) = y(T) + O(\|y_0\|^2)$, where y satisfies the linear differential equation (recall that $A(t) = \partial_x f(x_*(t), 0)$, $b(t) = \partial_u f(x_*(t), 0)$)

$$\dot{y}(t) = [A(t) - b(t)\Delta_\delta(t)K_0^T] y(t), \quad y(0) = y_0, \quad (16)$$

and the term $O(\|y_0\|^2)$ is uniformly small (including its derivatives) for all δ . Let us introduce a complex parameter μ into (16), which will become useful later in our consideration of extended time-delayed feedback: define for a general complex μ with $|\mu| \leq C$ (with an arbitrary fixed $C > 0$) the linear ODE

$$\dot{y}(t) = [A(t) - \mu b(t)\Delta_\delta(t)K_0^T] y(t), \quad y(0) = y_0. \quad (17)$$

Denote the monodromy matrix of (17) from $t = 0$ to $t = T$ by $P(\mu; \delta, K_0)$ to keep track of its dependence on the parameters $\delta \in (0, T)$ and $K_0 \in \mathbb{R}^n$. Thus, $P(\mu; \delta, K_0)$ refers to the

same monodromy matrix as $P(\mu)$, defined by (11), for the special case $K(t) = \Delta_\delta(t)K_0$. Then $P(\mu; \delta, K_0)$ satisfies

$$P(\mu; \delta, K_0) = P_0 \exp(-b(0)K_0^T \mu) + O(\delta), \quad (18)$$

where the error term $O(\delta)$ is uniform for $|\mu| \leq C$ and bounded $\|K_0\|$, including its derivatives with respect to all arguments. Hence, we can extend the definition of $P(\mu; \delta, K_0)$ to $\delta = 0$:

$$\begin{aligned} P(\mu; 0, K_0) &= \lim_{\delta \rightarrow 0} P(\mu; \delta, K_0) = P_0 \exp(-b(0)K_0^T \mu), \\ &= P_0 [I - \sigma(\mu)b(0)K_0^T] \quad \text{where} \end{aligned} \quad (19)$$

$$\sigma(\mu) = \begin{cases} \frac{\exp(\mu K_0^T b(0)) - 1}{K_0^T b(0)} & \text{if } K_0^T b(0) \neq 0 \\ \mu & \text{if } K_0^T b(0) = 0. \end{cases} \quad (20)$$

The limit is uniform for all μ with modulus less than C . For $\mu = 0$, P is the monodromy matrix P_0 of the uncontrolled system, and, thus, independent of δ and K_0 .

Approximate spectrum assignment for finitely many Floquet multipliers The control (14) is a simplification of the general case of finitely many (at most n) short impulses treated in [17]. Feedback of type (14) permits us to assign arbitrary spectrum approximately under the assumption that the pair $(P_0, b(0))$ is controllable (recall that, according to the definition of P_0 in (12), P_0 is the monodromy matrix of the uncontrolled system $\dot{x}(t) = f(x(t), 0)$ along the periodic orbit x_*). This is a stronger assumption than the assumption made in [17], but it is still a genericity assumption.

Lemma 3.2 (Approximate spectrum assignment for classical state feedback control, simplified from [17])

Let $r > 0$ be arbitrary. If the pair $(P_0, b(0))$ is controllable (that is, the $n \times n$ controllability matrix $[b(0), P_0 b(0), \dots, P_0^{n-1} b(0)]$ is regular), then there exist a $\delta_{\max} > 0$ and a vector of control gains $K_0 \in \mathbb{R}^n$ in (14) such that all Floquet multipliers of x_* for the differential equation (15) have modulus less than r for all $\delta \in (0, \delta_{\max})$, where Δ_δ is as defined in (14).

Note that the vector K_0 can be chosen independent of the $\delta \in (0, \delta_{\max})$, but it may depend on the radius r into which one wants to assign the spectrum. This result follows from classical linear feedback control theory ([17] proves a more general result). In short, linear feedback control theory [17] makes the following argument (thus, proving Lemma 3.2): the linearisation of X with respect to its initial condition can be expanded in δ as

$$\partial_x X(x_*(0); \delta, K_0) = P(1; \delta, K_0) = P_0 \exp(-b(0)K_0^T) + O(\delta)$$

(where $P(\cdot; \delta, K_0)$ was the generalised monodromy matrix defined for (17)). Since $\det P_0$ is positive we can for every matrix R with positive determinant find a vector K_0 such that $\text{spec } R = \text{spec}(P_0 \exp(-b(0)K_0^T))$ (using the assumption of controllability; see auxiliary Lemma A.1, which is a special case from the more general treatment in [17], and [39] for a Matlab implementation). Hence, if we choose the spectrum of R inside a circle $B_{r/2}(0)$ of radius $r/2$ around 0, then the spectrum of $\partial_x X(x_*(0); \delta, K_0)$ is also inside $B_r(0)$ for sufficiently small $\delta > 0$.

Approximate spectrum for extended time-delayed feedback We fix the control gains K_0 such that $\lim_{\delta \rightarrow 0} P(1; \delta, K_0) = P_0 \exp(-b(0)K_0^T)$ has all eigenvalues inside $B_r(0)$ for some $r \in (0, 1)$. Consider now again the extended time-delayed feedback control (8)–(10) with the particular choice of short impulse linear feedback law (14):

$$\dot{x}(t) = f(x(t), \Delta_\delta(t)K_0^T[\tilde{x}(t) - x(t)]) \quad (21)$$

$$\tilde{x}(t) = (1 - \varepsilon)\tilde{x}(t - T) + \varepsilon x(t - T), \quad (22)$$

where $\varepsilon \in (0, 1)$.

Lemma 3.3 (Floquet multipliers of extended time-delayed feedback)

Assume that the matrix $P_0 \exp(-b(0)K_0^T)$ has all eigenvalues inside the ball $B_r(0)$ with $r < 1$. Then, for all sufficiently small ε and δ , the periodic orbit $x(t) = \tilde{x}(t) = x_*(t)$ of system (21), (22) has a simple Floquet multiplier $\lambda = 1$ and all its other Floquet multipliers are inside the unit circle.

Outline of proof (details are given in Section A.2) Eigenvalues λ of the linearisation of (21)–(22) are roots of the function

$$h(\lambda; \varepsilon, \delta) = \det \left[\lambda I - P \left(1 - \frac{\varepsilon}{\lambda - (1 - \varepsilon)}; \delta, K_0 \right) \right]. \quad (23)$$

Roots of h with a non-small distance from $1 - \varepsilon$ are close to the roots of $\det(\lambda I - P(1; \delta, K_0))$, which are inside the unit circle by assumption. Roots λ of h close to $1 - \varepsilon$ with modulus greater than $1 - \varepsilon/2$ have the form $\lambda = 1 - \varepsilon + \varepsilon/\kappa$ where $|\kappa|$ is bounded away from 0 and infinity. The roots κ of $h(1 - \varepsilon + \varepsilon/\kappa; \delta, \varepsilon)$ are small perturbations of the roots $\kappa_{\ell,0}$ of $\det(I - P_0 - P_0 b(0)K_0^T \sigma(\kappa - 1))$, where σ is as defined in (20). These roots $\kappa_{\ell,0}$ have the form

$$\kappa_{\ell,0} = 1 + \frac{2\pi i \ell}{K_0^T b(0)} \quad (24)$$

(if $K_0^T b(0) \neq 0$, otherwise, only a single root $\kappa_{0,0} = 1$ exists). The roots $\kappa_{\ell,0}$ have all modulus greater than unity (except for $\ell = 0$, which corresponds to the trivial eigenvalue $\lambda = 1$) such that the corresponding roots λ_ℓ of h have modulus smaller than unity. (*This ends the proof of Lemma 3.3.*) \square

Remark — two types of Floquet multipliers The proof of Lemma 3.3 shows that there are two distinct types of roots: those approximating the spectrum assigned by the choice of control gains K_0 , and those close to $1 - \varepsilon$ (called λ_ℓ above). The roots λ_ℓ lie close to the circle of radius $\varepsilon/2$ around the center $1 - \varepsilon/2$ in the complex plane and have the form

$$\lambda_\ell \approx 1 - \frac{\varepsilon}{2} + \frac{\varepsilon}{2} \left[\frac{K_0^T b(0) - 2\pi i \ell}{K_0^T b(0) + 2\pi i \ell} \right] \quad (\ell \in \mathbb{Z}).$$

For $\ell = 0$, the expression is exact (giving the simple root at unity), for the others the approximation is sufficiently accurate for small δ and ε to ensure that they stay inside the unit circle. The illustration in Figure 2 shows the two distinct groups for the Hopf normal form example discussed in Section 5.

Importance of scalar input and trivial Floquet multiplier The proof of Lemma 3.3 hinges on one argument that depends on the presence of a trivial Floquet multiplier: we need to find the roots s_j of $s \mapsto \det(I - P_0 - P_0 b(0) K_0^T s)$ and then find solutions κ of $\sigma(\kappa - 1) = s_j$ for all these roots s_j . Since $b(0) K_0^T$ has rank one we know that $s \mapsto \det(I - P_0 - P_0 b(0) K_0^T s)$ is a first-order polynomial (see Section A.2 for details). The presence of a trivial Floquet multiplier then ensures that this first-order polynomial has the root 0. Hence, 0 is its only root, restricting the possible location for the $\kappa_{\ell,0}$ to the list in (24). This simple argument would not apply for cases where the uncontrolled periodic orbit x_* has no trivial Floquet multiplier, or for control with non-scalar inputs u , or for control with more than one kick per period.

4. Autonomous feedback control

The feedback control constructed in Lemma 3.3 introduces an explicit time dependence into the system. The controlled system has the form

$$\begin{aligned}\dot{x}(t) &= f(x(t), \Delta_\delta(t) K_0^T [\tilde{x}(t) - x(t)]) \\ \tilde{x}(t) &= (1 - \varepsilon) \tilde{x}(t - T) + \varepsilon x(t - T),\end{aligned}\tag{25}$$

where Δ_δ is time-periodic with period T , but the system still has a Floquet multiplier $\lambda = 1$. The neutrally stable direction corresponding to this Floquet multiplier is a phase shift: if $(x(t), \tilde{x}(t)) = (x_*(t), x_*(t))$ is a periodic orbit of (25) then so is $(x(t), \tilde{x}(t)) = (x_*(t + s), x_*(t + s))$ for any $s \in \mathbb{R}$. Hence, the controlled system with the gains $K(t) = \Delta_\delta(t) K_0$ is susceptible to arbitrarily small time-dependent perturbations (say, experimental disturbances): the phase s of the stabilised solution may drift until Δ_δ is non-zero at a time s where the gains K_0 are no longer stabilising. This problem does not occur if, instead of applying the feedback $K_0^T [\tilde{x}(t) - x(t)]$ at a fixed time per period, we apply it in a strip in \mathbb{R}^n close to a Poincaré section at $x_*(0)$ (as illustrated in Figure 3), putting a factor depending on $x(t)$ in front of $K_0^T [\tilde{x}(t) - x(t)]$. Specifically, we let the function Δ_δ not depend explicitly on time t but on a function $\tilde{t} : \mathbb{R}^n \mapsto \mathbb{R}$, where the argument of \tilde{t} is $x(t)$. Then the common notion of asymptotic stability of periodic orbits in autonomous dynamical systems applies. One would then always

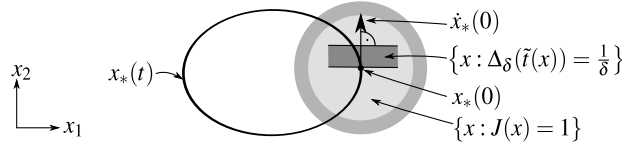


Figure 3: Illustration of choice for strip and Poincaré section where gains should be non-zero.

apply control near $x_*(0)$ despite phase drift. A possible explicit expression for u is

$$\begin{aligned}u(t) &= \Delta_{\rho,\delta}(x(t)) K_0^T [\tilde{x}(t) - x(t)], \quad \text{where } \Delta_{\rho,\delta}(x) = J_\rho(x) \Delta_\delta(\tilde{t}(x)), \\ J_\rho(x) &= \begin{cases} 1 & \text{if } |x - x_*(0)| < \rho, \\ 0 & \text{if } |x - x_*(0)| > 2\rho, \end{cases} \quad \tilde{t}(x) = \frac{\dot{x}_*(0)^T}{\dot{x}_*(0)^T \dot{x}_*(0)} [x - x_*(0)],\end{aligned}\tag{26}$$

$\rho > 0$ is a small radius and J_ρ is smooth. In (27), $\tilde{t}(x_*(t)) = t + O(t^2)$ for $|t| \ll 1$, and J_ρ restricts control to the neighborhood of radius ρ around $x_*(0)$. With u as defined in (26), the right-hand side of the now autonomous system

$$\dot{x}(t) = f(x(t), \Delta_{\delta,\rho}(x(t)) K_0^T [\tilde{x}(t) - x(t)]), \quad \tilde{x}(t) = (1 - \varepsilon) \tilde{x}(t - T) + \varepsilon x(t - T)\tag{28}$$

has a right-hand side that depends discontinuously on $x(t)$ (because Δ_δ is discontinuous in its argument. Since the general mathematical theory for DDEs coupled to difference equations is not well developed, one may replace the discontinuous Δ_δ in (26) with a smooth approximation of Δ_δ . This does not affect the final result, which we can state as a lemma (see Appendices A.3 and A.4 for the details of the choice for ρ and the smoothing of $\Delta_{\delta,\rho}$):

Lemma 4.1 (Autonomous stabilisability of periodic orbits with extended time-delayed feedback)

Assume that the matrix $P_0 \exp(-b(0)K_0^T)$, as used in Lemma 3.3, has all eigenvalues inside the ball $B_r(0)$ with $r < 1$. Then, for all sufficiently small ρ , there exist $\varepsilon_{\max} > 0$ and $\delta_{\max} > 0$ such that the periodic orbit $x(t) = \tilde{x}(t) = x_*(t)$ of system (28) is asymptotically exponentially stable for all $\varepsilon \in (0, \varepsilon_{\max})$ and $\delta \in (0, \delta_{\max})$.

Remark: other arguments for $\Delta_{\delta,\rho}$ In (26) we can replace the argument $x(t)$ of $\Delta_{\delta,\rho}$ with $\tilde{x}(t)$, $x(t - T)$ or $\tilde{x}(t - T)$ without changing the linearisation in $x(t) = \tilde{x}(t) = x_*(t)$. Thus, (28) successfully stabilises the periodic orbit x_* also with these modifications.

Robustness We assumed perfect knowledge of the periodic orbit x_* and the right-hand side f in the construction of K_0 and $\Delta_{\delta,\rho}$. However, we know that stable periodic orbits persist under small perturbations. Thus, for gains near K_0 and functions close to $\Delta_{\delta,\rho}$ the periodic orbit of the controlled system persists. Due to the non-invasive nature of extended time-delayed feedback, the periodic orbit of the system with perturbed K_0 and $\Delta_{\delta,\rho}$ is still identical to x_* .

5. Illustrative example: Hopf normal form

The construction of gains as described in Section 4 has been implemented as a Matlab function (publicly available at [39], depending on DDE-Biftool [40, 41, 42]). The supplementary material demonstrates how one can find stabilising gains for two examples:

1. a family of period-two unstable oscillations around the hanging-down position of the parametrically excited pendulum, and
2. the unstable periodic orbits in the subcritical Hopf normal form.

We discuss example 2 in more detail in this section, because for this example we can prove that stabilisation with ETDF is not possible with constant gains and small ε . The subcritical Hopf bifurcation has also been used commonly in the literature as a benchmark example. Here we choose the Hopf normal form with constant speed of rotation (such that in polar coordinates the angle θ satisfies $\dot{\theta} = 1$ and all periodic orbits have period 2π). Note that the control constructed by Fiedler *et al* [31] depended on changing rotation and was stabilising only in a small neighborhood of the bifurcation. Flunkert & Schöll [32] analysed time-delayed feedback control (with $\varepsilon = 1$) of the subcritical Hopf bifurcation completely, but also excluded the case of constant rotation and restricted themselves to a small neighbourhood of the bifurcation. Thus, even though example 2 is seemingly simple, it shows that the method proposed in the paper is able to stabilise periodic orbits that are beyond the approaches previously suggested in the literature. Without loss of generality we choose a linear control input $b = [1, 1]^T$ such

that the system with control has the form:

$$\begin{aligned}\dot{x}_1 &= px_1 - x_2 + x_1[x_1^2 + x_2^2] + u, \\ \dot{x}_2 &= x_1 + px_2 + x_2[x_1^2 + x_2^2] + u,\end{aligned}\tag{29}$$

where $p < 0$. This system has for $u = 0$ an unstable periodic orbit of the form $x_*(t) = [r \sin t, -r \cos t]^T$ with radius $r = \sqrt{-p}$ and period $T = 2\pi$. The monodromy matrix P_0 for the uncontrolled system along the periodic orbit x_* equals

$$P_0 = \begin{bmatrix} 1 & 0 \\ 0 & \exp(-4\pi p) \end{bmatrix}.$$

Since the derivative of the right-hand side with respect to the control input equals $b(t) = b = [1, 1]^T$, the periodic orbit is controllable in time T . In fact, the pair (P_0, b) is controllable as required for the applicability of Lemma 3.3. Extended time-delayed feedback control, applied to a two-dimensional system has the form

$$\begin{aligned}u(t) &= K_1(t)[\tilde{x}_1(t) - x_1(t)] + K_2(t)[\tilde{x}_2(t) - x_2(t)] \\ \tilde{x}_j(t) &= (1 - \varepsilon)\tilde{x}_j(t - T) + \varepsilon x_j(t - T) \quad (j = 1, 2).\end{aligned}\tag{30}$$

We can state two simple corollaries from our general considerations. First, it is impossible to stabilise the periodic orbit x_* with extended time-delayed feedback using time-independent gains K_1 and K_2 for small ε :

Lemma 5.1 (Lack of stabilisability for constant control gains)

Let $p < 0$ and let $K_1(t)$ and $K_2(t)$ be arbitrary constants (also calling them K_1 and K_2). Then there exists an $\varepsilon_{\max} > 0$ such that the periodic orbit x_* is unstable with the extended time-delayed feedback control (30) for all $\varepsilon \in (0, \varepsilon_{\max})$.

Proof Amann & Hooton [38] proved a general topological restriction on the gains $K(t)$ for extended time-delayed feedback control: let $K(t) \in \mathbb{R}^n$ be arbitrary (continuous), $\theta \in [0, 1]$ be arbitrary, and let u be of the form

$$u = \theta K(t)^T [\tilde{x}(t) - x(t)].$$

The scalar θ provides a homotopy from the uncontrolled system ($\theta = 0$) to the controlled system ($\theta = 1$). Assume that the trivial Floquet multiplier $\lambda_1 = 1$ of x_* is isolated for $u = 0$ (which is the case for example (29) with $p < 0$). Then the Floquet multiplier λ_1 depends smoothly on θ at least for small θ and will be real: $\lambda_1(\theta) \in \mathbb{R}$ for $0 < \theta \ll 1$. A necessary condition for extended time-delayed feedback with gains $K(t)$ to be stabilising for x_* and arbitrary $\varepsilon \in (0, 1)$ is that $\lambda_1'(0) \geq 0$ if the number of Floquet multipliers in $\{z \in \mathbb{C} : \operatorname{Re} z > 1\}$ is odd for $\theta = 0$. If we denote an adjoint eigenvector for the trivial Floquet multiplier by $\bar{x}_*(t)$ (the right eigenvector is $\dot{x}_*(t)$), this criterion can be simplified to

$$\frac{\int_0^T \bar{x}_*(t)^T b(t) K(t)^T \dot{x}_*(t) dt}{\int_0^T \bar{x}_*(t)^T \dot{x}_*(t) dt} \leq 0,$$

where $b(t) = \partial_u f(x_*(t), 0)$ (this simplifying criterion was formulated in general in [33]). For our particular example, we have

$$\dot{x}_*(t) = \bar{x}_*(t) = \begin{bmatrix} r \cos t \\ r \sin t \end{bmatrix}, \quad b(t) = \begin{bmatrix} 1 \\ 1 \end{bmatrix}, \quad T = 2\pi$$

and constant gains K_1 and K_2 such that the necessary condition of [33, 38] is

$$K_1 + K_2 \leq 0. \quad (31)$$

On the other hand, if $K_1 + K_2 \leq 0$ the Jacobian of (29) with classical linear feedback control

$$u = K_1(x_{1,*}(t) - x_1) + K_2(x_{2,*}(t) - x_2) = K_1(r \sin t - x_1) + K_2(-r \cos t - x_2) \quad (32)$$

along $x = x_*(t)$ has the trace

$$\text{tr } \partial_x f(x(t), K(x_*(t) - x(t)))|_{x(t)=x_*(t)} = 2p + 4r^2 - K_1 - K_2 = -2p - K_1 - K_2.$$

Since $p < 0$, this trace is positive if $K_1 + K_2 \leq 0$ for all $t \in [0, 2\pi]$ such that the classical linear feedback control (32) cannot be stabilising for the periodic orbit $x_* = [r \sin t, -r \cos t]^T$. Thus, Lemma 3.1 implies that extended time-delayed feedback cannot be stabilising either, for sufficiently small $\varepsilon > 0$.

(This ends the proof of Lemma 5.1.) \square

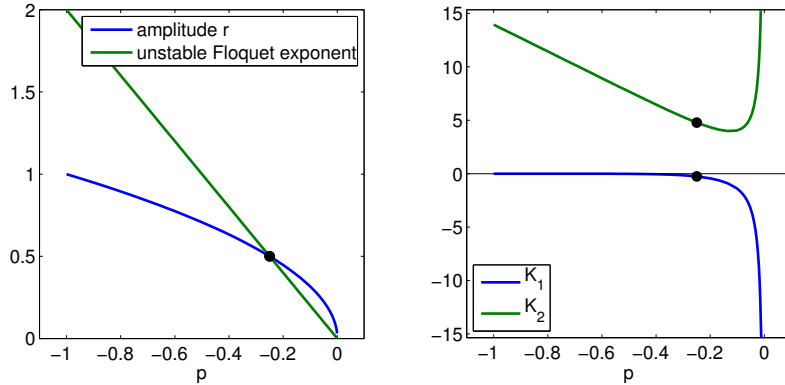


Figure 4: Left: Amplitude $r = \sqrt{-p}$ and unstable Floquet exponent (equals $-2p$) along family of periodic orbits. Right: gains K_1 (note that $K_1 < 0$ always) and K_2 along family of periodic orbits in Hopf normal form (29) with feedback law (33).

Construction of gains For the periodic control gains $\Delta_\delta(t)K_0^T$ (or the autonomous nonlinear gains $\Delta_{\delta,\rho}(x(t))K_0^T$) the gains K_0 are constructed such the matrix $P_0 \exp(-b(0)K_0^T)$ has all eigenvalues inside the unit circle (for our illustration we choose the target location at $\pm i/2$). Figure 4 shows the amplitude and unstable Floquet exponent of the periodic orbits and the gains obtained in this manner (called K_1 and K_2 in Figure 4). Since the pair $(P_0, b(0))$ is not controllable at the Hopf point, the gains diverge to infinity for $p \rightarrow 0$. In particular, $P_0 = I$ for $p = 0$ such that it cannot be linearly controllable with a single input.

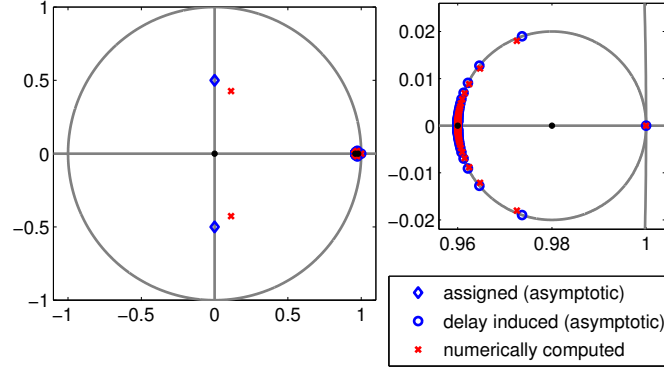


Figure 5: Numerically computed versus asymptotic spectrum for $p = -0.25$ ($\varepsilon = 0.04$, $\delta = T/500$, $\rho = 0.3$, $K_1 = -0.258$, $K_2 = 4.786$). Left: unit circle in the complex plane. Right: zoom into the circle around $1 - \varepsilon$ or radius $\varepsilon/2$. Computed with DDE-Biftool [40, 41, 42], see supplementary material and [39] for the code.

Illustration of asymptotics Figure 5 shows how the true Floquet multipliers approximate their asymptotic values when using the autonomous time-delayed feedback control (44) with gains depending on x :

$$\begin{aligned} u(t) &= \Delta_{\delta,\rho}(x(t)) [K_1[\tilde{x}_1(t) - x_1(t)] + K_2[\tilde{x}_2(t) - x_2(t)]] \\ \tilde{x}_j(t) &= (1 - \varepsilon)\tilde{x}_j(t - T) + \varepsilon x_j(t - T) \quad (j = 1, 2). \end{aligned} \quad (33)$$

For the construction of $\Delta_{\delta,\rho}$ we used the construction of \tilde{t} proposed in (26)–(27):

$$\tilde{t}(x) = \frac{y_0^\top}{y_0^\top y_0} [x - x_0] \quad \text{for } x \in B_\rho(x_0), \quad (34)$$

where $y_0 = [r, 0]^\top$, $x_0 = [0, -r]^\top$ and $r = \sqrt{-p}$. At the particular parameter value $p = -0.25$ shown in Figure 5 the uncontrolled periodic orbit is already strongly unstable: the unstable Floquet multiplier equals $\exp(-4\pi p) \approx 23.141$. The gains K_1 and K_2 , designed to assign the Floquet multipliers $\pm i/2$, are also large after division by δ . Hence, the range of δ and ε , for which stabilisation is successful is small. The values for δ and ε used in the illustration are chosen such that deviations from the asymptotic limit are visible but small.

6. Conclusion and Outlook

The paper proves conclusively that there are no restrictions inherent in extended time-delayed (state) feedback control if one accepts time-periodic gains, while for constant gains general positive results are unlikely (as they are absent for classical feedback control of linear time-periodic systems). The particulars of the gain construction presented here, following the approach of Brunovsky, are merely for the purpose of proving their existence analytically. While the result raises the possibility that more general assignment is feasible (since there is a lot of freedom in the choice of general time-periodic $K(t)$) the techniques for proving this may have to be different from those in the paper. The central argument of the paper rests on the rank-one nature of the control input, making it easy to locate all roots κ of the transcendental function $\kappa \mapsto \det[I - P_0 \exp(b(0)K_0^\top(\kappa - 1))]$ (the matrix $b(0)K_0^\top$ has rank one

in our case). The argument also exploits the presence of the trivial Floquet multiplier, thus, making the result (even if it is based entirely on linear theory) mostly relevant to the analysis of nonlinear systems.

A. Auxiliary Lemmas and detailed arguments of proofs

Lemma A.1

Let (A, b) with $A \in \mathbb{R}^{n \times n}$ and $b \in \mathbb{R}^n$ be controllable, let $\det A > 0$, and let $(\lambda_1, \dots, \lambda_n) \in \mathbb{C}^n$ be the spectrum of a real matrix with positive determinant. Then one can find a vector $K \in \mathbb{R}^n$ such that $\text{spec}(A \exp(bK^T)) = (\lambda_1, \dots, \lambda_n)$.

The proof is given in [17]. A Matlab implementation of the explicit construction is `SpecExpAssign.m` in [39].

A.1. Floquet multipliers for extended time-delayed feedback

Lemma A.2 (Characteristic equation for Floquet multipliers)

Let $A(t) \in \mathbb{R}^{n \times n}$, $b(t)$, $K(t) \in \mathbb{R}^n$ be T -periodic and let ε be positive. Then the Floquet multipliers different from $1 - \varepsilon$ of the linear system

$$\dot{x}(t) = A(t)x(t) + b(t)K(t)^T[\tilde{x}(t) - x(t)] \quad (35)$$

$$\tilde{x}(t) = (1 - \varepsilon)\tilde{x}(t - T) + \varepsilon x(t - T) \quad (36)$$

are roots of the function

$$h : \lambda \mapsto \det \left[\lambda I - P \left(1 - \frac{\varepsilon}{\lambda - (1 - \varepsilon)} \right) \right].$$

For $\mu \in \mathbb{C}$ the matrix $P(\mu)$ was defined as the solution x at time T of $\dot{x} = [A(t) - \mu b(t)K(t)^T]x$ with $x(0) = I$ (that is, $P(\mu)$ is the monodromy matrix of $\dot{x} = [A(t) - \mu b(t)K(t)^T]x$).

Proof Let $\lambda \in \mathbb{C}$ be an eigenvalue of the time- T map M of (35)–(36). Let x_0, \tilde{x}_0 (both $[-T, 0] \mapsto \mathbb{R}^n$) be the components of an eigenvector corresponding to λ , and let x_1, \tilde{x}_1 (also both $[-T, 0] \mapsto \mathbb{R}^n$) be the corresponding components of $M[x, \tilde{x}]$. Then $\tilde{x}_1(t) = \lambda \tilde{x}_0(t)$ and, by definition of the time- T map M , $\tilde{x}_1(t) = (1 - \varepsilon)\tilde{x}_0(t) + \varepsilon x_0(t)$. Hence, $\lambda \tilde{x}_0(t) = (1 - \varepsilon)\tilde{x}_0(t) + \varepsilon x_0(t)$, which implies (since $\lambda \neq 1 - \varepsilon$)

$$\tilde{x}_0(t) = \frac{\varepsilon}{\lambda - (1 - \varepsilon)} x_0(t)$$

for $t \in [-T, 0]$. Using this relation, we can solve (35) on the interval $[-T, 0]$ as

$$\dot{x}_0(t) = A(t)x_0(t) + b(t)K(t)^T \left[\frac{\varepsilon}{\lambda - (1 - \varepsilon)} - 1 \right] x_0(t)$$

with boundary condition $x_0(0) = \lambda x_0(-T)$. By definition of the monodromy matrix P this is equivalent to

$$P \left(1 - \frac{\varepsilon}{\lambda - (1 - \varepsilon)} \right) x_0(-T) = \lambda x_0(-T),$$

which has a non-trivial solution $x_0(-T)$ if and only if the function h in Lemma A.2 is non-zero. (This ends the proof of Lemma A.2.) \square

A.2. Proof of Lemma 3.3

The characteristic function $h(\lambda; \varepsilon, \delta) = \det[\lambda I - P(1 - \varepsilon/(\lambda - (1 - \varepsilon))); \delta, K_0]$, defined in (23), has a root $\lambda = 1$ for all small δ and all $\varepsilon \in (0, 1)$: a nullvector of $I - P(0; \delta, K_0)$ is $\dot{x}_*(0)$ (corresponding to a linearised phase shift).

For λ with modulus larger than $1 - \varepsilon/2$ the term $\varepsilon/(\lambda - (1 - \varepsilon))$ has modulus less or equal than 2. Let us pick $\delta_1 > 0$ and a $C_1 \in (0, 1)$ (both small) such that the polynomial

$$\lambda \mapsto \det(\lambda I - P(1 - \mu; \delta, K_0))$$

has all roots inside the ball $B_{(r+1)/2}(0) \subset B_1(0)$ for all $\delta \in [0, \delta_1]$ and μ with $|\mu| \leq C_1$. This is possible since $\lambda \mapsto \det(\lambda I - P(1; 0, K_0))$ has all roots inside the ball $B_r(0)$ by assumption of the Lemma and the limit of $P(1 - \mu; \delta, K_0)$ for $\delta \rightarrow 0$ was uniform for bounded μ (recall $\lim_{\delta \rightarrow 0} P(1 - \mu; \delta, K_0) = P_0 \exp((\mu - 1)b(0)K_0^T)$). Thus, $h(\lambda; \varepsilon, \delta)$ cannot have roots λ on or outside the unit circle for which

$$\left| \frac{\varepsilon}{\lambda - (1 - \varepsilon)} \right| \leq C_1$$

holds. Hence, for all $\delta \in [0, \delta_1]$ all roots of $h(\cdot; \varepsilon, \delta)$ on or outside of the unit circle must satisfy

$$C_1 \leq \left| \frac{\varepsilon}{\lambda - (1 - \varepsilon)} \right| \leq 2. \quad (37)$$

We introduce the new variable $\kappa \in \mathbb{C}$ defined via

$$\lambda = 1 - \varepsilon + \varepsilon/\kappa. \quad (38)$$

Restriction (37) for λ is equivalent to the restriction $C_1 \leq |\kappa| \leq 2$ for κ . Hence, for all $\delta \in [0, \delta_1]$ and $\varepsilon \in (0, 1)$, every root λ of $h(\cdot; \delta, \varepsilon)$ on or outside of the unit circle corresponds to a root κ of

$$\begin{aligned} g(\kappa; \delta, \varepsilon) &= h(1 - \varepsilon + \varepsilon/\kappa; \delta, \varepsilon) \\ &= \det \left[\left(1 - \varepsilon + \frac{\varepsilon}{\kappa} \right) I - P(1 - \kappa; \delta, K_0) \right] \end{aligned}$$

with $C_1 \leq |\kappa| \leq 2$. This one-to-one correspondence of roots of h and g is given via relation (38) and includes multiplicity of the roots. Relation (38) also implies that $|\kappa| \leq 1$, because, otherwise, $|\lambda| < 1$. The function g has a limit

$$g(\kappa; \delta, \varepsilon) \rightarrow g(\kappa; 0, 0) \quad \text{for } (\delta, \varepsilon) \rightarrow 0$$

uniformly for κ with $C_1 \leq |\kappa| \leq 2$. Hence, the set of roots κ of $g(\cdot; \delta, \varepsilon)$ with $C_1 \leq |\kappa| \leq 2$ is a small perturbation of the set of roots of $g(\cdot; 0, 0)$:

$$\begin{aligned} g(\kappa; 0, 0) &= \det [I - P_0 \exp(b(0)K_0^T[\kappa - 1])] \\ &= \det [I - P_0 - P_0 b(0)K_0^T \sigma(\kappa - 1)], \text{ where} \end{aligned}$$

$$\sigma(\kappa - 1) = \begin{cases} \frac{\exp(K_0^T b(0)(\kappa - 1)) - 1}{K_0^T b(0)} & \text{if } K_0^T b(0) \neq 0 \\ \kappa - 1 & \text{if } K_0^T b(0) = 0. \end{cases}$$

The generalised eigenvalue problem for the matrix pair $(I - P_0, P_0 b(0) K_0^T)$ with characteristic polynomial $\sigma \mapsto \det(I - P_0 - P_0 b(0) K_0^T \sigma)$ is regular because $\det(I - P_0) = 0$ but $\det(I - P_0 - P_0 b(0) K_0^T \sigma(-1))$ is regular (since $P_0 \exp(-b(0) K_0^T)$ has all eigenvalues inside the unit circle, $I - P_0 \exp(-b(0) K_0^T)$ is regular). As $P_0 b(0) K_0^T$ has rank 1 the characteristic polynomial corresponding to $\sigma \mapsto \det(I - P_0 - P_0 b(0) K_0^T \sigma)$ has degree 1. Moreover, its only root equals 0 (which must be simple due to the regularity of $\det(I - P_0 - P_0 b(0) K_0^T \sigma)$). Hence, we know that $g(\kappa; 0, 0) = 0$ if and only if $\sigma(\kappa - 1) = 0$.

Case $K_0^T b(0) = 0$ If $K_0^T b(0) = 0$, this implies that the only root κ of $g(\cdot; 0, 0)$ with $C_1 \leq |\kappa| \leq 2$ equals unity. Hence, also for sufficiently small ε and δ , the only root κ with $C_1 \leq |\kappa| \leq 2$ of $g(\cdot; \delta; \varepsilon)$ equals unity (since $g(1; \delta; \varepsilon) = 0$).

Case $K_0^T b(0) \neq 0$ If $K_0^T b(0) \neq 0$, we have that $g(\kappa; 0, 0) = 0$ if and only if $\exp(K_0^T b(0)(\kappa - 1)) = 1$ such that the roots are

$$\kappa_{\ell, 0} = 1 + \frac{2\pi i \ell}{K_0^T b(0)} \quad (\ell \in \mathbb{Z})$$

The first part of the subscript, ℓ , numbers the roots, the second part of the subscript, 0, indicates that $\delta = \varepsilon = 0$. Thus, the roots $\kappa_{\ell, 0}$ of $g(\cdot; 0, 0)$ have a modulus

$$|\kappa_{\ell, 0}| = \sqrt{1 + \frac{4\pi^2 \ell^2}{(K_0^T b(0))^2}}$$

such that only the roots $\kappa_{\ell, 0}$ with index

$$-\ell_{\max} \leq \ell \leq \ell_{\max}, \quad \text{where } \ell_{\max} = \frac{\sqrt{3}}{2\pi} |K_0^T b(0)|,$$

are in the admissible range with $C_1 \leq |\kappa_{\ell, 0}| \leq 2$. (Hence, both cases, $K_0^T b(0) = 0$ and $K_0^T b(0) \neq 0$ can be treated equally.) The admissible roots $\kappa_{\ell, 0}$ of $g(\cdot; 0, 0)$ are all simple. Hence, for sufficiently small δ and ε , $g(\cdot; \delta, \varepsilon)$ will have roots κ_ℓ for $|\ell| \leq \ell_{\max}$ that are small perturbations of $\kappa_{\ell, 0}$, and these roots κ_ℓ are the only roots of $g(\cdot; \delta, \varepsilon)$ with modulus in $[C_1, 2]$. Since we know that $g(1; \delta, \varepsilon) = 0$, we know that $\kappa_0 = 1$ (hence, for $\ell = 0$ the perturbation is zero). Furthermore, for non-zero ℓ with $|\ell| \leq \ell_{\max}$, the modulus of $\kappa_{\ell, 0}$ is greater than 1. Hence, the perturbed roots κ_ℓ also have modulus greater than 1 for sufficiently small ε and δ , and non-zero $|\ell| \leq \ell_{\max}$.

Consequently, by relation (38), the only roots of $h(\cdot; \delta, \varepsilon)$ that could be on or outside the unit circle are

$$\lambda_\ell = 1 - \varepsilon + \frac{\varepsilon}{\kappa_\ell} \quad \text{where } |\ell| \leq \ell_{\max}.$$

However, these roots λ_ℓ are simple and satisfy $\lambda_0 = 1$ and $|\lambda_\ell| < 1$ for non-zero ℓ , since $|\kappa_\ell| > 1$ for non-zero ℓ . (This ends the proof of Lemma 3.3.) \square

A.3. Details of construction for autonomous feedback gains — Regularisation of the short impulse $\Delta_\delta(t)$

To avoid discontinuous dependence of the right-hand side on the solution, we first regularise the discontinuity of the time-dependent gain $K(t)$. Define for $\delta \in (0, \sqrt{T+1/16} - 1/4)$ (such that $2\delta^2 + \delta < T$) the regularised version of Δ_δ :

$$\Delta_\delta(t) = \begin{cases} 1/\delta & \text{if } t|_{\text{mod}[0,T]} \in [0, \delta], \\ 0 & \text{if } t|_{\text{mod}[0,T]} \in [\delta + \delta^2, T - \delta^2], \\ \frac{1}{\delta} m \left(\frac{\delta + \delta^2 - t|_{\text{mod}[0,T]}}{\delta^2} \right) & \text{if } t|_{\text{mod}[0,T]} \in (\delta, \delta + \delta^2) \\ \frac{1}{\delta} m \left(\frac{t|_{\text{mod}[0,T]} - T + \delta^2}{\delta^2} \right) & \text{if } t|_{\text{mod}[0,T]} \in (T - \delta^2, T), \end{cases} \quad (39)$$

where $m : \mathbb{R} \mapsto [0, 1]$ is an arbitrary smooth monotone increasing function with $m(s) = 0$ for $s \leq 0$ and $m(s) = 1$ for $s \geq 1$. When using Δ_δ as defined in (39) instead of (6) to define the linear (now approximately) short-impulse feedback law

$$u_\delta(t; y) = \Delta_\delta(t) K_0^T y \quad (40)$$

the nonlinear time- T map is still linearisable. Denoting the monodromy matrix of the linear system (recall that $A(t) = \partial_x f(x_*(t), 0)$, $b(t) = \partial_u f(x_*(t), 0)$) and using definition (39) for Δ_δ

$$\dot{y}(t) = [A(t) - \mu b(t) \Delta_\delta(t) K_0^T] y(t), \quad y(0) = y_0$$

again by $P(\mu; \delta, K_0)$ then the monodromy matrix of the smoothed system still satisfies (identical to (18))

$$P(\mu; \delta, K_0) = P_0 \exp(-b(0) K_0^T \mu) + O(\delta), \quad (41)$$

where the error term $O(\delta)$ is uniform for bounded $\mu \in \mathbb{C}$ and $K_0 \in \mathbb{R}^n$. Hence, we can replace the discontinuous definition (6) for $\Delta_\delta(t)$ by (39) in (21), and Lemma 3.3 still applies to the modified (regularised) system.

A.4. State-dependent gains $K(x(t))$

Consider a sufficiently small radius $\rho > 0$ such that the equation $\dot{x}_*(0)^T [x - x_*(t)] = 0$ has a unique solution $t \in \mathbb{R}$ close to 0 for all $x \in B_{2\rho}(x_*(0)) \subset \mathbb{R}^n$, thus defining implicitly a smooth function t_ρ :

$$t_\rho : \mathbb{R}^n \mapsto \mathbb{R}, \quad t_\rho(x) = \begin{cases} \text{root } t \text{ of } \dot{x}_*(0)^T [x - x_*(t)] = 0 & \text{if } x \in B_{2\rho}(x_*(0)), \\ \text{arbitrary such that } t_\rho \text{ is smooth} & \text{otherwise.} \end{cases} \quad (42)$$

The function \tilde{t} , defined in (27), is approximately equal to t_ρ along the periodic orbit x_* and near $x_*(0)$: $t_\rho(x_*(t)) - \tilde{t}(x_*(t)) = t - \tilde{t}(x_*(t)) = O(t^2)$. We consider also a regularised indicator function for the neighbourhood of $x_*(0)$

$$J_\rho : \mathbb{R}^n \mapsto \mathbb{R}, \quad J_\rho = \begin{cases} 1 & \text{if } x \in B_\rho(x_*(0)), \\ 0 & \text{if } x \notin B_{2\rho}(x_*(0)), \\ \text{arbitrary such that } J_\rho \text{ is smooth} & \text{if } x \in B_{2\rho}(x_*(0)) \setminus B_\rho(x_*(0)). \end{cases}$$

and combine t_ρ and J_ρ with $\tilde{\Delta}_\delta$ as defined in (39) to the smooth globally defined function

$$\tilde{\Delta}_{\delta,\rho} : \mathbb{R}^n \mapsto \mathbb{R}, \quad \tilde{\Delta}_{\delta,\rho}(x) = J_\rho(x)\tilde{\Delta}_\delta(t_\rho(x))$$

When applying $\tilde{\Delta}_{\delta,\rho}$ to $x_*(t)$ the result is identical to the timed impulse $\tilde{\Delta}_\delta$ for small δ : if $\|x_*(t) - x_*(0)\| < \rho$ for all $t \in [-\delta^2, \delta + \delta^2]$ then

$$\tilde{\Delta}_{\delta,\rho}(x_*(t)) = \tilde{\Delta}_\delta(t)$$

for all $t \in \mathbb{R}$. Consequently, the system with extended time-delayed feedback and state-dependent gains

$$\dot{x}(t) = f(x(t), \tilde{\Delta}_{\delta,\rho}(x(t))K_0^T[\tilde{x}(t) - x(t)]) \quad (43)$$

$$\tilde{x}(t) = (1 - \varepsilon)\tilde{x}(t - T) + \varepsilon x(t - T), \quad (44)$$

which is now autonomous with a smooth right-hand side, has for sufficiently small ρ and $\delta + \delta^2 < \rho$ exactly the same linearisation along the periodic orbit $x(t) = \tilde{x}(t) = x_*(t)$ as system (21),(22). The derivative of $\tilde{\Delta}_{\delta,\rho}$ with respect to its argument is multiplied by 0 if $\tilde{x}(t) = x(t) = x_*(t)$ for all times t in the term $\tilde{\Delta}_{\delta,\rho}(x(t))K_0^T[\tilde{x}(t) - x(t)]$ in (43).

The time reconstruction function t_ρ as defined in (42) satisfies $t_\rho(x_*(t)) = t$ as long as $x_*(t) \in B_{2\rho}(x_*(0))$. The definition of t_ρ as proposed in (27) in the main text is a $O(t^2)$ perturbation of (42) for t of order δ . Thus, continuity of the Floquet multipliers implies that the perturbed version of t_ρ preserves the stability of the periodic orbit x_* .

Declaration

Competing interests I have no competing interests.

Access to data and code on <https://dx.doi.org/10.6084/m9.figshare.2993812>.

Funding Jan Sieber's research has received funding from the European Union's Horizon 2020 research and innovation programme under Grant Agreement number 643073.

References

- [1] Pyragas K. Continuous control of chaos by self-controlling feedback. *Phys Lett A*. 1992;170:421–428.
- [2] Pyragas K, Tamaševičius A. Experimental control of chaos by delayed self-controlling feedback. *Physics Letters A*. 1993;180(1-2):99–102.
- [3] Socolar JES, Sukow DW, Gauthier DJ. Stabilizing unstable periodic orbits in fast dynamical systems. *Phys Rev E*. 1994;50:3245.
- [4] Kim M, Bertram M, Pollmann M, Oertzen Av, Mikhailov AS, Rotermund HH, et al. Controlling chemical turbulence by global delayed feedback: pattern formation in catalytic CO oxidation on Pt(110). *Science*. 2001;292(5520):1357–1360.
- [5] Ushakov O, Bauer S, Brox O, Wünsche HJ, Henneberger F. Self-Organization in Semiconductor Lasers with Ultra-Short Optical Feedback. *Phys Rev Lett*. 2004;92:043902.

- [6] Wünsche HJ, Schikora S, Henneberger F. Noninvasive control of semiconductor lasers by delayed optical feedback. In: Schuster HG, Schöll E, editors. *Handbook of Chaos Control*. 2nd ed. Wiley-VCH; 2008. p. 455–474.
- [7] Schikora S, Hövel P, Wünsche HJ, Schöll E, Henneberger F. All-Optical Noninvasive Control of Unstable Steady States in a Semiconductor Laser. *Phys Rev Lett*. 2006;97(21):213902.
- [8] Popovych OV, Hauptmann C, Tass PA. Effective desynchronization by nonlinear delayed feedback. *Physical Review letters*. 2005;94(16):164102.
- [9] Popovych OV, Hauptmann C, Tass PA. Control of neuronal synchrony by nonlinear delayed feedback. *Biological Cybernetics*. 2006;95(1):69–85.
- [10] Schöll E, Hiller G, Hövel P, Dahlem MA. Time-delayed feedback in neurosystems. *Philosophical Transactions of the Royal Society of London A: Mathematical, Physical and Engineering Sciences*. 2009;367(1891):1079–1096.
- [11] Lüthje O, Wolff S, Pfister G. Control of Chaotic Taylor-Couette Flow with Time-Delayed Feedback. *Phys Rev Lett*. 2001;86:1745–1748.
- [12] Yamasue K, Hikihara T. Control of microcantilevers in dynamic force microscopy using time delayed feedback. *Review of scientific instruments*. 2006;77(5):053703.
- [13] Sieber J, Gonzalez-Buelga A, Neild SA, Wagg DJ, Krauskopf B. Experimental continuation of periodic orbits through a fold. *Phys Rev Lett*. 2008;100:244101.
- [14] Barton DAW, Mann BP, Burrow SG. Control-based continuation for investigating nonlinear experiments. *Journal of Vibration and Control*. 2012;18(4):509–520.
- [15] Bureau E, Schilder F, Elmegård M, Santos IF, Thomsen JJ, Starke J. Experimental bifurcation analysis of an impact oscillator — Determining stability. *Journal of Sound and Vibration*. 2014;333(21):5464–5474.
- [16] Montagnier P, Spiteri RJ, Angeles J. The control of linear time-periodic systems using Floquet-Lyapunov theory. *International Journal of Control*. 2004;77(5):472–490.
- [17] Brunovsky P. Controllability and linear closed-loop controls in linear periodic systems. *Journal of Differential equations*. 1969;6(2):296–313.
- [18] Hale JK, Verduyn Lunel SM. *Introduction to functional-differential equations*. vol. 99 of *Applied Mathematical Sciences*. New York: Springer-Verlag; 1993.
- [19] Michiels W, Engelborghs K, Vanssevenant P, Roose D. Continuous pole placement for delay equations. *Automatica*. 2002;38(5):747–761.
- [20] Michiels W, Niculescu SI. *Stability, Control, and Computation for Time-Delay Systems: An Eigenvalue-Based Approach*. vol. 27. SIAM; 2014.
- [21] Lehnert J, Hövel P, Flunkert V, Guzenko PY, Fradkov AL, Schöll E. Adaptive tuning of feedback gain in time-delayed feedback control. *Chaos: An Interdisciplinary Journal of Nonlinear Science*. 2011;21(4):043111.

- [22] Pyragas V, Pyragas K. Adaptive search for the optimal feedback gain of time-delayed feedback controlled systems in the presence of noise. *The European Physical Journal B*. 2013;86(7):1–8.
- [23] Pyragas V, Pyragas K. Continuous pole placement method for time-delayed feedback controlled systems. *The European Physical Journal B*. 2014;87(11):1–10.
- [24] Pyragas V, Pyragas K. Adaptive modification of the delayed feedback control algorithm with a continuously varying time delay. *Physics Letters A*. 2011;375(44):3866–3871.
- [25] Noviĉenko V, Pyragas K. Phase-reduction-theory-based treatment of extended delayed feedback control algorithm in the presence of a small time delay mismatch. *Physical Review E*. 2012;86(2):026204.
- [26] Just W, Bernard T, Ostheimer M, Reibold E, Benner H. Mechanism of Time-Delayed Feedback Control. *Phys Rev Lett*. 1997;78(2):203–206.
- [27] Schöll E, Schuster HG, editors. *Handbook of Chaos Control*. 2nd ed. New York: Wiley; 2007.
- [28] Nakajima H. Some sufficient conditions for stabilizing periodic orbits without the odd-number property by delayed feedback control in continuous-time systems. *Phys Lett A*. 2004;327:44–54.
- [29] Nakajima H, Ueda Y. Limitation of generalized delayed feedback control. *Physica D*. 1998;111:143–150.
- [30] Pyragas K. Control of chaos via an unstable delayed feedback controller. *Phys Rev Lett*. 2001;86(11):2265–2268.
- [31] Fiedler B, Flunkert V, Georgi M, Hövel P, Schöll E. Refuting the Odd-Number Limitation of Time-Delayed Feedback Control. *Phys Rev Lett*. 2007;98(11):114101.
- [32] Flunkert V, Schöll E. Towards easier realization of time-delayed feedback control of odd-number orbits. *Phys Rev E*. 2011 Jul;84:016214.
- [33] Pyragas K, Noviĉenko V. Time-delayed feedback control design beyond the odd-number limitation. *Physical Review E*. 2013;88(1):012903.
- [34] Postlethwaite GBCM, Silber M. Time-delayed feedback control of unstable periodic orbits near a subcritical Hopf bifurcation. *Physica D: Nonlinear Phenomena*. 2011;240(9):859–871.
- [35] Postlethwaite CM, Brown G, Silber M. Feedback control of unstable periodic orbits in equivariant Hopf bifurcation problems. *Philosophical Transactions of the Royal Society of London A: Mathematical, Physical and Engineering Sciences*. 2013;371(1999):20120467.
- [36] Schöll E, Hövel P, Flunkert V, Dahlem MA. Time-delayed feedback control: from simple models to lasers and neural systems. In: *Complex time-delay systems*. Springer; 2010. p. 85–150.
- [37] Hooton EW, Amann A. Analytical limitation for time-delayed feedback control in autonomous systems. *Physical Review letters*. 2012;109(15):154101.

- [38] Amann A, Hooton EW. An odd-number limitation of extended time-delayed feedback control in autonomous systems. *Philosophical Transactions of the Royal Society of London A: Mathematical, Physical and Engineering Sciences*. 2013;371(1999):20120463.
- [39] Sieber J. Generic stabilisability for time-delayed feedback control (Supplementary material). Figshare. 2016;<https://dx.doi.org/10.6084/m9.figshare.2993812>.
- [40] Engelborghs K, Luzyanina T, Roose D. Numerical bifurcation analysis of delay differential equations using DDE-BIFTOOL. *ACM Transactions on Mathematical Software*. 2002;28(1):1–21.
- [41] Engelborghs K, Luzyanina T, Samaey G. DDE-BIFTOOL v.2.00: a Matlab package for bifurcation analysis of delay differential equations. Katholieke Universiteit Leuven; 2001. 330.
- [42] Sieber J, Engelborghs K, Luzyanina T, Samaey G, Roose D. DDE-BIFTOOL Manual — Bifurcation analysis of delay differential equations;