

# **Interaction between Walking Humans and Structures in Vertical Direction: A Literature Review**

**Erfan Shahabpoor<sup>1</sup>, Aleksandar Pavic<sup>2</sup>, Vitomir Racic<sup>3</sup>**

<sup>1</sup>INSIGNEO Institute for In-silico Medicine, The University of Sheffield, Department of Civil & Structural Engineering, Sir Frederick Mappin Building, Mappin Street, Sheffield S1 3JD, UK

<sup>2</sup>University of Exeter, College of Engineering, Mathematics and Physical Sciences, Vibration Engineering Section, North Park Road, Exeter EX4 4QF, UK

<sup>3</sup>Politecnico di Milano, Department of Civil and Environmental Engineering, Piazza di Leonardo Da Vinci 32, Milano 20133, Italy

Contact author: E. Shahabpoor  
Department of Civil & Structural Engineering  
University of Sheffield  
Sir Frederick Mappin Building  
Sheffield, UK. S1 3JD  
E-mail: [e.shahabpoor@sheffield.ac.uk](mailto:e.shahabpoor@sheffield.ac.uk)

Body text word count: 8902 Number of figures: 16 Number of tables: 4
--

## **Abstract**

Realistic simulation of the dynamic effects of walking pedestrians on structures is still a considerable challenge. This is mainly due to the inter- and intra-subject variability of humans and their bodies and difficult-to-predict loading scenarios, including multi-pedestrian walking traffic and unknown human-structure interaction (HSI) mechanisms. Over the past three decades, several attempts have been made to simulate walking HSI in the lateral direction. However, research into the mechanisms of this interaction in the vertical direction, despite its higher likelihood and critical importance, is fragmented and incoherent. It is, therefore, difficult to apply and codify. This paper critically reviews the efforts to date to simulate walking HSI in the vertical direction, and highlights the key areas that need further investigation.

<p>Keywords: Inverted pendulum, mass-spring-damper, synchronisation, lock-in, walking gait biomechanics.</p>
--

## 1 Introduction

The vibration serviceability of many modern structures, such as footbridges, stadia and long-span floors under human loading, increasingly governs their design and determines their cost. Inadequate consideration of the effects of walking pedestrians on structural performance can lead to a considerable financial loss, such as in the case of the infamous London Millennium Bridge in 2000 [1, 2]. It is particularly an issue today, with high aesthetic demands and new lightweight materials of increasing strength affecting the vibration serviceability performance.

Regardless of its importance, recurring incidences of vibration serviceability failures due to walking pedestrians, both in the vertical and horizontal directions, have highlighted the inability of current design methods to reliably estimate the structural response [3, 4]. This unreliable performance is primarily due to virtually all design methods ignoring the human-structure interaction (HSI) and sometimes dismissing the natural *inter-* and *intra-subject variability* of people [4-8]. The excessive *lateral* vibration of the Paris Solferino Bridge and the London Millennium Bridge on their opening days triggered a wave of research on HSI in the lateral direction after 2000 [9]. However, the interaction of walking people with structures in the vertical direction, despite being much more frequent and relevant to everyday design practice, has sparsely been explored.

HSI was initially considered to be non-existent for moving humans [10]. However, it was subsequently demonstrated that it could have significant effects on the structural response [11]. Recently, a more realistic estimation of the structural vibration response was made possible by taking into account the *inter-* and *intra-* subject variability of the pedestrians in the form of statistical models of their walking force [6, 12-17]. This has considerably increased the fidelity of the walking force models, but they still struggle

to capture key features of human-structure interaction (HSI) [4, 8]. The main reason is the lack of credible experimental data to understand and model HSI.

In the context of the vibration serviceability of structures, HSI is defined here as the continuous mutual dynamic effects of a human and structure on each other, that acts in a feedback loop as long as the structure and human on it are in contact. HSI is dependent on the human body posture and the type of activity [18] and can affect structural response through different mechanisms and in different directions. Based on the classification proposed by Sachse [19] and assuming the human body as a mass-spring-damper (MSD) system, HSI mechanisms can be divided into two categories. The first category comprises the effects of the human body (perceived as a dynamic system) on the dynamic properties of the structure, namely mass, stiffness and damping. The second category comprises the effects of the structural vibrations on the forces induced by human occupants. For walking people, this includes effects of the structural vibration on the gait parameters, such as the pacing frequency and phase, stride length and walking speed.

This paper focuses on the interaction of the *walking* people with structures in the *vertical* direction. The influence pedestrians have on each other's walking patterns is not considered to be HSI in this study. Therefore, cases where the synchronisation of people is significant within a spatially restricted crowd due to a prompt [20, 21] that can be provided by music, movements of other people [22, 23] or visual and audio contact between people [19] are not discussed here.

The two categories of the vertical HSI mentioned above are discussed in more details in Sections 2 and 3 of this paper. Section 2.1 reviews the experimental evidence in the literature on the effects of walking humans on the modal properties of the structure. Various proposed walking human models that take the HSI into account are discussed

in Section 2.2. Section 3 examines the effects of the structural vibrations on the human walking parameters, including the ‘lock-in’ effect in the vertical direction. The approach of the current design guidelines to take HSI into account is discussed in Section 4 and conclusions are presented in Section 5.

## **2 Effects of a walking human on the modal properties of a structure**

As previously mentioned, one of the key mechanisms of the HSI in the vertical direction is the potential of the human body to change the dynamic properties of the structure (mass  $m$ , damping  $c$  and stiffness  $k$ ) over which it moves. It is well known that the mass of a stationary human body accelerates when exposed to structural vibration and applies interaction force on the structure [24]. The same principle applies to the moving body, in which case a ground reaction force (GRF) is created due to the base vibration. This GRF is in addition to the GRF caused by the internal propulsion of the body locomotor system during walking on a stiff surface and manifests itself as changes in the modal frequency (i.e. mass and/or stiffness) and damping of the empty structure. This is because such GRF has components proportional to the acceleration, velocity and displacement of the structure, as well as independent components [25].

Several studies in the past have noted the increase of damping and/or changes of the natural frequencies of structures when they are occupied by stationary (standing or sitting) people [26-30]. However, studies are rare concerning changes in dynamic properties of the structure due to moving (e.g. walking and running) people in the vertical direction [11, 31, 32].

## 2.1 Experimental evidences

Ohlsson [33] reported that the spectrum of a walking force measured on a rigid surface was different from that measured on a flexible timber floor. The spectrum showed a drop around the natural frequency of the structure where the response was prominent. He also observed that a moving pedestrian increased both the mass and the damping of the structure. Baumann and Bachmann [34] similarly reported dynamic load factors (DLFs) of walking, which were up to 10% lower if measured on a flexible 19 m long pre-stressed beam. These observations were confirmed by Pimentel [35], who reported lower DLFs on moving footbridges compared to those measured on a rigid surfaces. He also reported a reduction in the natural frequency of a test footbridge under a walking human load.

The measurements of Ebrahimpour, et al. [36] on a purpose-built instrumented platform showed that the damping and mass of the platform were dependent on the number of walking people on it. In a different set of experiments on the same test structure, Ebrahimpour and Sack [37] found that walking DLFs decreased as the number of walking people increased. The investigations of Bishop, et al. [38] and Pimentel and Waldron [39] also showed that moving human occupants add damping to structures they occupy. A similar trend was observed for standing people shortly afterwards by Ellis and Ji [10] and Sachse, et al. [26]. However, studies of Ellis and Ji [10] did not show any considerable effects of jumping and walking people on the modal properties of structures.

In 2002, Willford [2] described experiments on the Millennium Bridge, and reported an increase in the damping of the footbridge under walking load in the vertical direction. Later, in 2004, Brownjohn, et al. [40] reported results of a combination of forced vibration testing and human forcing on a 1,300-tonne footbridge in Singapore.

The footbridge was a steel skeleton, clad with glass, spanning 140m between pin supports, at the platform level of a rapid transit railway terminus. During some of the tests, 150 pedestrians were walking on the footbridge for several minutes. The results of their analysis in the vertical direction showed an increase in the level of damping. The values of the damping recorded were found to lie in between that of an empty footbridge and that of a footbridge full of stationary pedestrians.

The studies of Brownjohn and Fu [41] on a 46m steel footbridge linking a teaching block and an engineering block at Singapore Polytechnic showed that the changes in the modal properties of the structure with moving pedestrians were small compared to those with stationary pedestrians. They suggest that, within limits, the modal properties of the empty structure could be used in analysis.

Živanović, et al. [11] carried out a systematic set of experiments on a full-scale pedestrian structure to quantify the effects of walking and standing people on the modal properties of the structure. Groups of 2, 4, 6 and 10 people were asked to stand still or walk along the Sheffield University post-tensioned simply-supported slab footbridge. For each loading scenario, an FRF-based modal test was carried out using an APS electro-dynamic shaker connected directly to the mid-span of the structure to excite the first mode. The experimentally measured FRFs of the occupied structure under different loading scenarios (Figure 1) were curve-fitted to find the modal properties of the occupied structure. It was found that that the presence of humans on the structure, either in passive or active form, increased its damping. Interestingly, it was also found that the presence of standing people increased the natural frequency of the structure, while the same people walking decreased it.

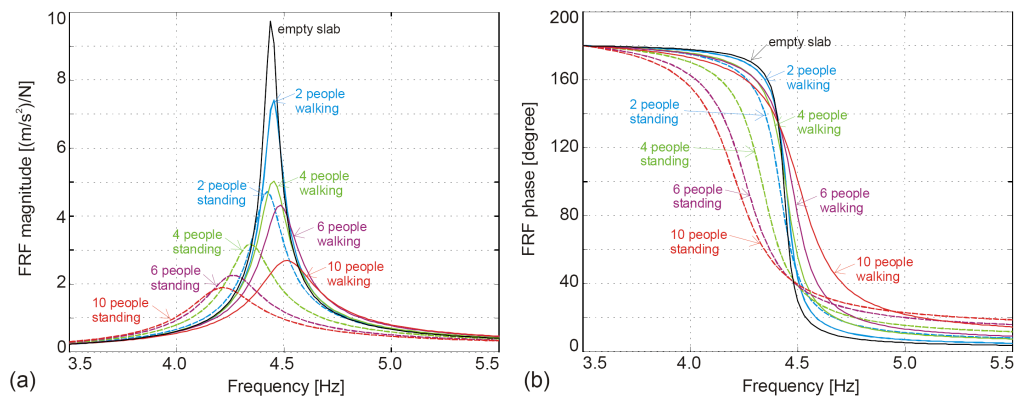


Figure 1. FRF magnitude and phase graphs of Sheffield University test footbridge understanding/walking groups of people [11]

Živanović, et al. [4] conducted an extensive set of vibration monitoring tests on Podgorica footbridge in Montenegro under a daily walking pedestrian load. Their study showed a three-fold increase in the effective damping of the first vertical mode of the structure from 0.26% to 0.67%. Similarly, the experimental and analytical studies of Fanning, et al. [42] on the vibration serviceability of Sean O’Casey Bridge in Dublin showed that the measured acceleration response of the structure was 20% less than the corresponding analytical value. They concluded that this was due to the added damping of the walking people on the structure.

Dong, et al. [43] performed a series of tests on the Olga footbridge at Oberhausen, Germany under a stream of walking pedestrians. The bridge had the total length of 66 m, with two spans of 18m and 48m. First, the vertical mode of vibration, with a natural frequency of 1.8Hz and damping ratio of 0.5%, was found to be the most sensitive to the walking pedestrian effects. It was found that during the highest arrival rate period, the natural frequency reduced to 1.72 Hz and the damping ratio increased to 1.9%.

Georgakis and Jorgensen [32] did a series of forced vibration tests on a purposefully



built test footbridge to quantify the effects of walking pedestrians on the mass and damping of the structure. The footbridge was a simply-supported 16m-long double U-beam steel structure with the mass of 5,224kg, natural frequency of 2.23Hz and amplitude dependent damping of 0.25-0.58%. Three tests were carried out, each lasting a minimum of 3 minutes. In these tests, 4, 7 and 10 pedestrians, representing 0.35, 0.62 and 0.88 pedestrians/s flow rates, respectively, walked on the structure. The results of the analysis showed that the full mass of a human body (and not a fraction of it) can be used to simulate a single pedestrian. They also found that the Weibull distribution can describe the probability distribution of the observed added damping values for each pedestrian. An exponential fit was then made to the data to find amplitude-dependent and flow-independent pedestrian damping coefficients,  $c_p$ , for varying probability (fractile) levels (Figure 2). They finally suggested that, for design purposes, a pedestrian may be treated as a moving point viscous damper with  $c_p=500\text{N}\cdot\text{s}/\text{m}$  for moderate vertical vibrations of up to 5mm amplitude.

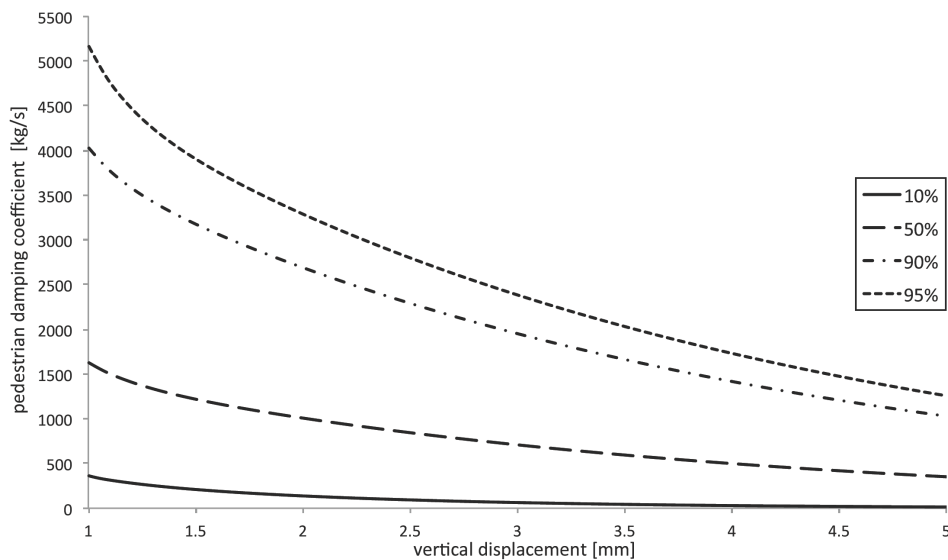


Figure 2. Amplitude-dependent pedestrian damping coefficient for varying probability fractile [32]

As recently as 2015, Zhang, et al. [44], Van Nimmen, et al. [45] and Salyards and Hua [46] carried out a set of experiments on full-scale structures and reported a considerable increase in the damping ratio and a slight change in the natural frequency of the structure occupied by walking people or stationary people with bent knees.

Shahabpoor, et al. [47, 48] carried out a set of FRF-based modal tests on a test structure with groups of 3-15 people walking on it. The analysis considered the first two modes of the structural vibration, with natural frequencies of 4.44Hz and 16.8Hz and modal damping ratios of 0.7% and 0.4%, respectively, with a modal mass of 7128kg for both modes. Pedestrians were asked to walk at their desired speed on the structure. A considerable change in the modal parameters of the structure was reported when it was occupied by walking people (Table 1). For example, for a group of 10 people walking at mid-span, an increase of natural frequency to 4.75Hz, modal mass to 7311 kg and modal damping ratio to 2.3% were observed. In addition, the magnitude of the interaction effects was found directly related to the number of walking people on the structure.

Table 1: Modal properties of the occupied structure (os) for different group sizes

Test No.	Series	Location	No. of Pedestrians	Modal properties of the occupied structure (os)					Structural Response	
				$f_{os}$ (Hz)	$\zeta_{os}$ (%)	$m_{os}$ (kg)	$c_{os}$ (N.s/m)	$k_{os}$ (N/m)	$a_{max}$ (m/s <sup>2</sup> )	$a_{rms}$ (m/s <sup>2</sup> )
Mode 1 (Structure)										
1.1	A	All-over	2	4.443	1.00	7,165	4,000	$5,583 \times 10^3$	2.4361	0.4131
1.2	B	All-over	3	4.445	1.10	7,183	4,413	$5,603 \times 10^3$	1.7489	0.3018
1.3	A	All-over	4	4.450	1.28	7,201	5,154	$5,630 \times 10^3$	2.1755	0.3637
1.4	A	All-over	6	4.465	1.55	7,238	6,294	$5,696 \times 10^3$	1.8771	0.3311
1.5	B	All-over	6	4.465	1.65	7,238	6,701	$5,696 \times 10^3$	1.4882	0.2481
1.6	B	All-over	10	4.475	2.30	7,311	9,456	$5,780 \times 10^3$	1.1313	0.2050
1.7	A	All-over	10	4.476	2.10	7,311	8,635	$5,782 \times 10^3$	1.5876	0.2870
1.8	A	All-over	15	4.485	2.91	7,402	12,140	$5,878 \times 10^3$	1.1251	0.2466
Mode 2 (Structure)										
2.1	B	All-over	3	16.900	0.55	7,128	8,326	$80,372 \times 10^3$	2.4059	0.4482
2.2	A	All-over	6	16.813	0.53	7,128	7,982	$79,548 \times 10^3$	2.9046	0.5595
2.3	B	All-over	6	16.910	0.65	7,128	9,846	$80,468 \times 10^3$	2.2905	0.4234
2.4	A	All-over	8	16.819	0.61	7,128	9,190	$79,605 \times 10^3$	2.5591	0.5133
2.5	A	All-over	10	16.822	0.64	7,128	9,644	$79,634 \times 10^3$	2.5232	0.5223
2.6	B	All-over	10	16.935	0.75	7,128	11,377	$80,708 \times 10^3$	2.1387	0.4023
2.7	A	All-over	15	16.825	0.79	7,128	11,907	$79,665 \times 10^3$	2.2358	0.4725

The aforementioned experimentally measured effects of the walking human-structure interaction on the modal properties of structures are summarised in Table 2, where arrows pointing upwards/downwards indicate the observed increase/decrease in the corresponding modal property during walking. Apart from the Ellis and Ji [10] study, all other measurements show an increased structural damping ratio  $\zeta_s$  due to the presence of walking people, compared to damping ratio of an empty structure. The measurement of the modal frequencies of the structures  $f_s$  show both an increase and decrease in  $f_s$  due to walking humans. The trend of change of  $f_s$  is consistent with the theoretical explanation offered by Shahabpoor, et al. [49]. Using a two-degrees-of-freedom human-structure model, they found that when the natural frequency of the human model  $f_h$  is less than that of the empty structure  $f_s$ , the natural frequency of the occupied structure  $f_{os}$  is higher than  $f_s$ . On the other hand, when  $f_h$  is more than  $f_s$ ,  $f_{os}$  is less than  $f_s$ . A detailed description of their findings is presented in Section 2.2.1.

Table 2. Experimentally measured effects of HSI on modal properties of structure

Study	No. of pedestrians	Structure	$\zeta_s$	$f_s$	$a_s$	DLFs
Ohlsson, 1982 [33]	-	Timber floor	↑	↓	↓	-
Baumann and Bachmann, 1988 [34]	-	19m pre-stressed beam	-	-	-	10%↓
Ebrahimpour, et al., 1989 [36]	1-40	Lab-based composite floor	↑	-	↓	-
Ebrahimpour and Sack, 1996 [37]	1-40	Lab-based composite floor	-	-	-	↓
Pimentel and Waldron, 1996 [39]	1	Composite footbridge $f=3.66\text{Hz}$ , $\zeta=0.4\%$	↑	-	-	↓
Ellis and Ji, 1997 [10]	1	Precast reinforced concrete beam $f=18.68\text{Hz}$ , $\zeta=0.8\%$	0%	0%	-	-
Pimentel, 1997 [35]	-	Stressed ribbon footbridge $f=2.35\text{Hz}$ , $\zeta=0.56\%$	17%↑	1.7%↓	↓	-
Willford, 2002 [2]	-	Millennium Bridge $f=1.18\text{Hz}$ , $\zeta=0.8\%$	↑	-	↓	-
Brownjohn, 2004 [40]	Up to 150	Changi Mezzanine steel footbridge $f=4.44\text{Hz}$ , $\zeta=0.7\%$	Up to 100%↑	-	↓	-
Brownjohn and Fu 2005 [41]	1-35	Singapore Polytechnic steel footbridge $f=4.72\text{Hz}$ , $\zeta=0.85\%$	100%-500%↑	7%↑	↓	-
Živanović, et al., 2009 [11]	2-10	Post tensioned lab footbridge $f=4.44\text{Hz}$ , $\zeta=0.72\%$	297%↑	1.6%↑	38%↓	-
Živanović, et al., 2010 [4]	6.1 pedestrians/min	Podgorica steel footbridge $f=2.04\text{Hz}$ , $\zeta=0.26\%$	158%↑	2%↓	65%↓	-
Fanning, et al., 2010 [42]	4-30	O'Casey steel footbridge $f=2.01\text{Hz}$ , $\zeta=0.5\%$	↑	-	20%↓	-
Dong, et al., 2011 [43]	0-2 pedestrians/s	Olga cable-stayed footbridge $f=1.80\text{Hz}$ , $\zeta=0.5\%$	280%↑	4.4%↓	-	-
Georgakis and Jorgensen, 2013 [32]	4-10	Steel lab footbridge $f=2.21\text{Hz}$ , $\zeta=0.5\%$	↑	↓	-	-
Shahabpoor, et al., 2015; 2016 [47, 48]	3-15	Post tensioned lab footbridge $f=4.44\text{Hz}$ , $\zeta=0.7\%$	400%↑	1.0%↑	32%↓	-
Zhang et al., 2015 [44]	4-10	Steel lab footbridge $f=2.21\text{Hz}$ , $\zeta=0.5\%$	↑	↓	-	-
Van Nimmen, et al., 2015	9-21	Eeklo Steel footbridge $f=2.99\text{Hz}$ , $\zeta=0.2\%$	900%↑	0-1.5%↑	-	-

## 2.2 Walking human models

Assuming a walking human to be a linear mechanical system makes it possible to use the superposition principle to split the walking GRF on a vibrating structure into two components:

1. The walking GRF on a stiff surface resulting solely from the internal propulsion of the locomotor system; and
2. The *interaction* force resulting from the acceleration of body masses due to structural vibrations.

The models that use this analogy usually have two components. The first component is comprising a walking GRF corresponding to a stiff surface (called *non-interactive GRF* here). This force is either synthetically generated or experimentally measured, typically using an instrumented treadmill. The second component is usually a physical human model, which simulates the interaction effects. Both forces are usually applied independently on the structure and their location sometimes changes as the human walks along a structure. The HSI physical models (second component) proposed in the literature are discussed in this section.

It is worth mentioning that, in almost all the cases, the physical walking human models are only focused on simulating the first category of HSI effects i.e. the effects of the human body on the dynamic properties of the structure. The second category of HSI effects (the effects of the structural vibrations on human occupants), however, is not commonly represented in the models. Section 3 describes very limited studies dealing with this category.

The walking human models are divided into three groups here. The first group comprises the linear oscillator models of the human body with a single mass, or multiple lumped masses connected together linearly with springs and dampers. The second group comprises the biomechanically-inspired inverted-pendulum (IP) models that were developed originally to realistically simulate the human gait. The final group comprises the multi-body link-segment models of the human body.

## 2.2.1 Linear oscillator models

Human body dynamics, in the simplest form, can be simulated using an S/MDOF linear model [50]. The first generation of such models simulated the effects of walking on the modal properties of a structure by simply treating them as stationary and rigid masses added to the empty structure [33, 36, 51, 52]. This naturally resulted in a decrease of the calculated modal frequency of the structure. However, this method was unable to describe the increased damping and occasional increase in the modal frequency observed in occupied structures [11].

### 2.2.1.1 SDOF MODELS

Archbold [53] used a finite element model to simulate the vertical effects of an SDOF MSD model of a single pedestrian walking across a footbridge structure and compared its results with a force-only model. The parameters of the SDOF walking human model were adopted from biomechanics literature for standing and running people. The initial stiffness of 25kN/m and damping coefficient of 800N.s/m were used in simulations. The Archbold studies showed that when the pacing frequency was close to the modal frequency of the structure, the force-only model overestimated the 10 second RMS of the acceleration response of the structure by 400%, whereas the interactive model estimated the response with a maximum of 10% error. It was also found that including the higher harmonics of the walking force in the simulation did not improve the accuracy of the results.

Fanning, et al. [54] used a moving SDOF MSD model coupled with a single harmonic walking GRF to simulate the effects of a walking pedestrian on an Aberfeldy glass fiber reinforced concrete (GFRC) footbridge. An extensive set of tests were carried out on Aberfeldy footbridge with first vertical mode of 1.54Hz, where nine test

subjects walked on the bridge one at a time, both with and without controlled pacing frequency. The analysis by Fanning, et al. [54] showed that force-only models produced response errors of up to 200% when the structure was excited at resonance. The parameters of the MSD SDOF model were optimised so that the estimated response matched the corresponding measured ones. Fanning, et al. [54] suggested  $k_h=7.5$  kN/m and a velocity dependent damping model in the form of  $c_h(\text{N.s/m}) = 50 + 2,500\dot{x}$  (m/s) to simulate the human model. Using this model, the errors of the estimated responses reduced to less than 40% around resonance.

Caprani, et al. [55] used a moving SDOF MSD model coupled with a walking force to simulate the effects of a single walking pedestrian on a structure (Figure 3a). Only the first harmonic of the walking force was used in the simulations and the range of human model parameters were adopted from the biomechanics literature. A simply-supported beam simulated with an SDOF MSD model was used to model the structural dynamics. The response ratio  $\mu$  of the two cases of interactive MSD human model and the force-only model was used to analyse the effects of HSI on the structural response (Figure 3b).

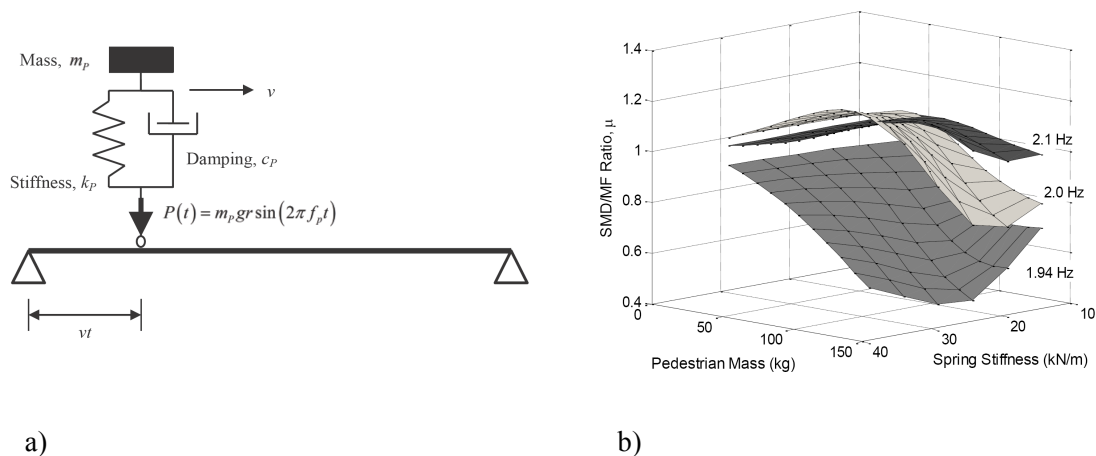


Figure 3. a) Moving mass-spring-damper model coupled with walking GRF and b) ratio of the response of interactive/force-only models [55]

The mass and stiffness of the MSD model were varied within ranges of 10-130 kg and 10-35 kN/m, respectively, with a constant damping ratio of 30%, pacing frequency of 1.96 Hz and step length of 0.66m. Figure 3b shows the results of the Caprani, et al. study for three bridge natural frequencies, 1.94Hz, 2.0Hz and 2.1Hz. It was found that structural responses away from resonance were similar for both force-only and SDOF models. However, when the SDOF MSD natural frequency was close to that of the structure, the response of the interactive model was considerably lower in comparison with the force-only simulation. It was suggested that the resulted response ratios  $\mu$  can be used for finding the interactive response of structures using the force-only response. The work of Caprani, et al. features a sound and straightforward analytical methodology, but it lacks experimental validation. An extensive experimental validation is particularly important to analyse the generality of the suggested response ratio due to inter- and intra- subject variability, and the amplitude dependency of the human model parameters (such as modal frequency and damping ratio).

Archbold, et al. [56] used the same model as Caprani, et al. [55], but investigated in more detail the effects of the pacing frequency and stride length on the response of a structure. The statistical distributions suggested in the biomechanics literature were adopted to define the parameter of the MSD walking human model. The pedestrian mass was taken to follow a log normal distribution [57] with a mean of 73.9kg and variance of 21.2%. The stride length was taken to be normally distributed, with a mean of 0.66m and a 10% variance [58]. The pacing frequency was also considered to be normally distributed, with the mean of 1.96Hz and standard deviation of 0.209Hz [59-62]. Similarly, the pedestrian stiffness was taken to be normally distributed with a mean of 22.5 kN/m and a standard deviation of 2.25 kN/m [63]. Their study showed that the response ratio  $\mu$  was extremely sensitive to even slight variations in the pacing rate when it was close to the natural frequency of the structure. It was also found that



variations in the step length had little effect on the structural response.

The work of Silva and Pimentel [64] is a rare example that proposes a range of parameters for the SDOF walking human model in the context of structural vibration serviceability. They identified the parameters of an SDOF MSD walking human model by analysing the correlation of the walking force and the acceleration of the human body recorded at the waist.

In total, 20 test subjects, 11 men and nine women, took part in their experiments, where they walked at their desired speed on a rigid surface. Silva and Pimentel [64] proposed three empirical equations for the mass ( $m$ ), damping ( $c$ ) and stiffness ( $k$ ) of the SDOF human model:

$$m = 97.082 + 0.275 \times M - 37.518 \times f_p \quad (\text{Equation 1})$$

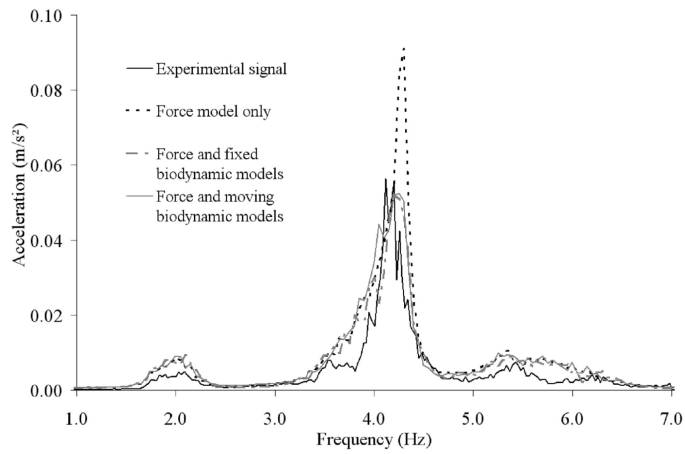
$$c = 29.041 \times m^{0.883} \quad (\text{Equation 2})$$

$$k = 30351.744 - 50.261 \times c + 0.035 \times c^2 \quad (\text{Equation 3})$$

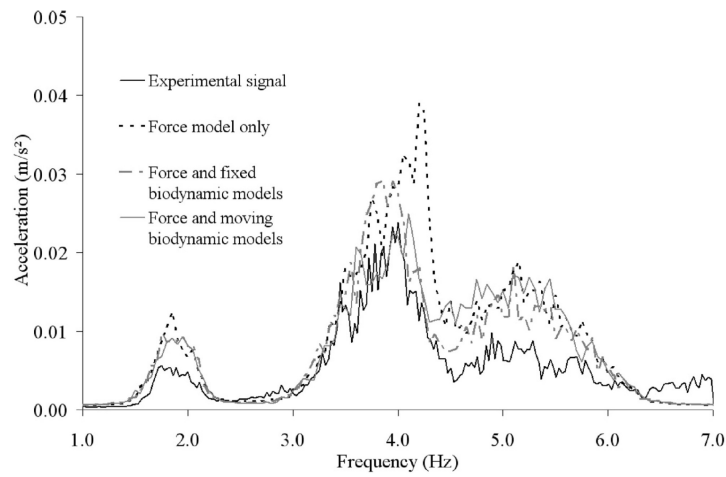
where  $M$  [kg] is the total mass of the human body,  $f_p$  [Hz] is the pacing frequency and  $m$  [kg],  $c$  [N.s/m] and  $k$  [N/m] are the human SDOF model mass, damping and stiffness, respectively. The work of Silva and Pimentel [64] used a solid and innovative approach common in the system identification of mechanical systems, to estimate the parameters of a walking human model. However, a simplistic three-harmonic synthetic walking GRF (rather than the measured GRF) was used for the system identification. The initial ranges of the human SDOF model stiffness and damping values were adapted from the standing people parameters, which might not accurately represent the walking people. For instance, it was assumed that the damping of a walking person is lower than the damping of the same person standing.

Silva, et al. [65] used the moving SDOF oscillator model developed earlier by Silva

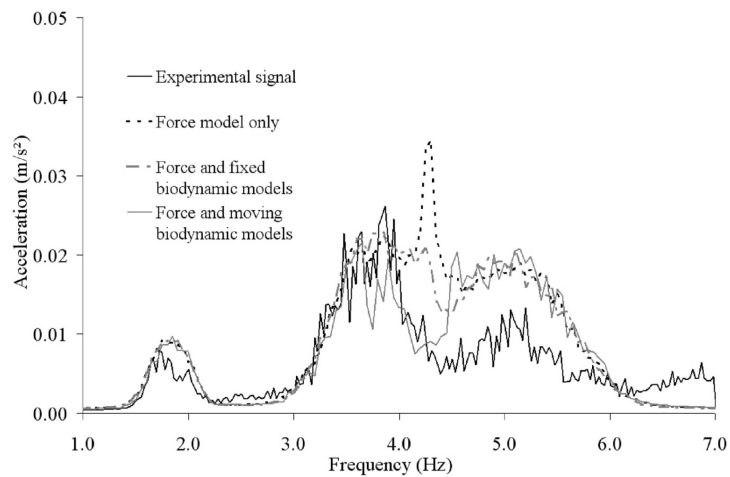
and Pimentel [64] to simulate the effects of non-synchronised multi-pedestrian walking traffic on the vibration response of structures, and compared it with full-scale measurements. Silva, et al. [65] used two methods to simulate walking pedestrians. In the first method, both the walking force and the walking people model moved together along the structure. This method is non-linear and time-varying, as the location of the human DOF on the structure changes with time. In the second method, only the walking force moved along the structure and the location of the human model was kept constant. Pedestrians in this method were distributed evenly along the structure. A simply-supported concrete prototype footbridge, with a clear span of 11.30m and width of 1.8m was used for the study. The modal tests showed that the first vertical mode of the structure had 4.27Hz natural frequency and 1% damping ratio. Three tests, involving 12, 31 and 48 walking test subjects (pedestrian densities of 0.3, 0.7 and 0.9 pedestrians/m<sup>2</sup>) were carried out. The spectrum of the experimental and analytical acceleration response of the structure are presented in Figure 4 for these three tests.



a) Density of 0.3 pedestrians/m<sup>2</sup>



b) Density of 0.7 pedestrians/m<sup>2</sup>



c) Density of 0.9 pedestrians/m<sup>2</sup>

Figure 4. Mean response spectra [65]

Silva, et al. [65] observed a slight reduction in the natural frequency of the structure

and a considerable reduction in the response of the structure (increased damping) when using a human dynamic model (both methods). These effects were increased as the number of walking people on the structure increased. None of these effects were evident in the response of the structure excited by the force-only model. This work, however, again used the simplistic three-harmonic synthetic walking GRF rather than measured GRF.

Shahabpoor, et al. [49] adopted a single-degree-of-freedom (SDOF) MSD oscillator model to simulate interaction of a single walking pedestrian with vibrating structures (Figure 5).

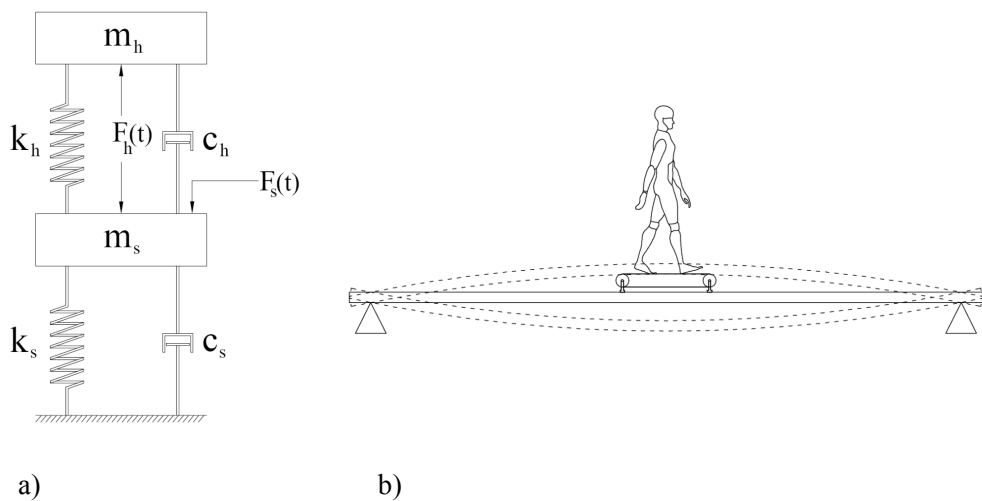


Figure 5. a) The mathematical 2DOF model of human-structure system and b) the conceptual representation of a stationary human walking on the structure

They performed an extensive parametric study and found that, when the natural frequency of the human model  $f_h$  was less than that of the empty structure  $f_s$ , the natural frequency of the occupied structure  $f_{os}$  was higher than  $f_s$  (Figure 6a – red FRF moduli graphs). Figure 6a also shows that when  $f_h$  is greater than  $f_s$ , the natural frequency of the occupied structure  $f_{os}$  is less than that of the empty structure  $f_s$ . The closer the natural frequencies of the human and the structure are, the greater the

change in  $f_{os}$  and  $\zeta_{os}$ . Shahabpoor, et al. [49] also found that an increase of damping of the human model  $\zeta_h$  results in an increased damping ratio of the occupied structure  $\zeta_{os}$  (Figure 6b). As mentioned in Section 2.1, these findings shed light on the probable mechanism behind the change of the modal properties of real-world structures occupied by walking pedestrians reported in the literature [11].

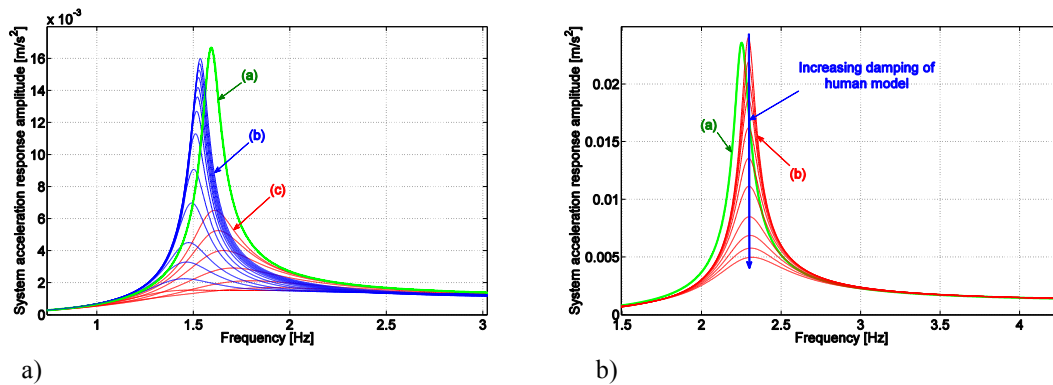


Figure 6. Effects of (a) walking human natural frequency and (b) damping ratio on structure FRF

Shahabpoor, et al. [66] later carried out a sensitivity analysis on a similar 2DOF human-structure system and found that, when the natural frequency of the human model  $f_h$  was less than the natural frequency of the structure  $f_s$ , both the natural frequency  $f_{os}$  and damping ratio  $\zeta_{os}$  of the occupied structure were more sensitive to the human model stiffness. On the other hand, when  $f_h$  is greater than  $f_s$ , both  $f_{os}$  and  $\zeta_{os}$  are more sensitive to the human model mass  $m_h$ . It was also found that  $f_{os}$  is not sensitive to  $\zeta_h$ , while  $\zeta_{os}$  shows the highest sensitivity to the  $\zeta_h$  when the natural frequencies of the human body SDOF and the empty structure are equal. Both Shahabpoor, et al. [49, 66] studies use a solid and practical modelling strategy with minimal presumptions, however, both works lack experimental validation. Moreover, multi-pedestrian interaction and the effects of the time-varying location of walking pedestrians on the structure were not considered in their studies.

Jiménez Alonso and Sáez [67] used a 3DoFs model, comprising three independent SDOF MSDs to simulate the interaction of a walking human with a structure in three dimensions. They used the experimental data reported by Georgakis and Jorgesen [32] in an inverse dynamics procedure to identify the parameters of the SDOF human model in the vertical direction by trial and error. The initial ranges of human model mass (80%-100% of total body mass), damping ratio (10%-69%) and natural frequency (1.00-10.43Hz) were adopted by analogy from the range of parameters reported in literature for a standing human. Results of Jiménez Alonso and Sáez [67] study suggested that an SDOF MSD model with a mass equal to 84% of total body mass, damping ratio of 47% and natural frequency of 2.75Hz can simulate the dynamic effects of a walking human on structures with low sensitivity of response to small changes of human body parameters. Their work, however, did not provide any details on the analysis procedure, error tolerances and the methodology used to simulate the stream of pedestrians on the structure.

Recently, Zhang, et al. [44] carried out a set of FRF-based modal tests on a full-scale laboratory footbridge, with a natural frequency of 2.2Hz and modal damping ratio of 0.5%, first empty, then occupied by groups of 4, 7 and 10 walking pedestrians. An SDOF MSD model was used to simulate the interaction of pedestrians with the structure. The parameters of the walking SDOF model were identified by fitting the measured FRFs in tests with their simulated counterparts. Zhang, et al. [44] reported the natural frequency and damping ratio of the SDOF walking human model to be 1.85Hz and 30%, respectively. The work of Zhang, et al. used a well-established FRF-based identification methodology. However, it lacked independent experimental verification and did not take into account the walking forces in calculation of measured FRFs.

Živanović [68] carried out a set of nine tests on a 63m FRP bridge, where six test subjects crossed the bridge one at a time. The natural frequency and modal damping ratio of the footbridge were 1.5Hz and 0.4%, respectively. The parameters of an SDOF MSD walking human model were then identified by matching the estimated peak response with the corresponding measured peak responses. Using the total mass of the participant, the ranges of 1.0Hz-2.6Hz and 10-27% were identified for the natural frequency and damping ratio of the walking human model.

Zhou, et al. [69] used an integrative model to simulate a human on a structure. Rather than modelling the human body as a lumped mass connected to a spring and damper, they assumed it to be a continuous two-segment bar with distributed mass  $m(x)$ , stiffness  $k(x)$  and damping  $c(x)$  represented as an SDOF on the structure. It was found that the un-damped and damped natural frequencies of the first mode from the integrative model were always smaller than those from the conventional MSD models. The work by Zhou, et al., however, lacks experimental verification and does not suggest any particular parameter for the human model.

Shahabpoor, et al. [48] used a discrete model of human–structure system to simulate the interaction of multi-pedestrian walking traffic with the vibrating structure. Each walking human was modelled using an SDOF MSD model (Figure 7). The structure was also modelled with an SDOF model representing a mode of its vibration. The analysis identified the range of 2.75–3.00 Hz for the natural frequency and 27.5%–30% for the damping ratio of the SDOF model of a walking human, having a constant mass of 70 kg. The identification procedures used in this study modelled the time-varying location of walking pedestrians on the structure with an increasing level of detail and complexity. However, in all of these procedures human body was assumed to be ‘stationary’ while walking.

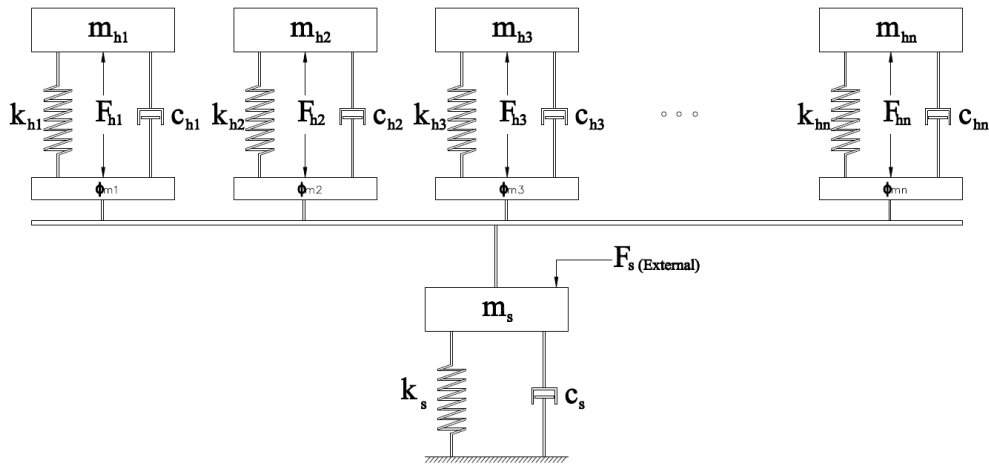


Figure 7. The mechanical model of a walking people-structure system simulated as an stationary system

Toso, et al. [70] used a similar methodology to Silva, et al. [65], and measured the spectral acceleration amplitudes of the first three harmonics of 35 test subjects at their waist level, and the amplitudes of the first three harmonics of the corresponding vertical ground reaction force. They used the artificial neural network (ANN) to relate the biodynamic parameters to the pacing rate and the body mass of the pedestrians:

$$m(f_p, M) = -231.34 + 3.69 M + 154.06 f_p - 1.97 M f_p + 0.005 M^2 - 15.25 f_p^2 \quad (\text{Equation 4})$$

$$c(M, m) = -1115.69 + 92.56 M - 108.94 m + 2.91 M m - 1.33 M^2 - 1.30 m^2 \quad (\text{Equation 5})$$

$$k(M, f_p) = 75601.45 - 1295.32 M - 33786.75 f_p + 506.44 M f_p + 3.59 M^2 + 539.39 f_p^2$$

(Equation 6)

where  $M$  [kg] is the total mass of the human body,  $f_p$  [Hz] is the pacing frequency and  $m$  [kg],  $c$  [N.s/m] and  $k$  [N/m] are the human SDOF model mass, damping and stiffness, respectively. The study of Toso, et al. [70] provides an invaluable insight into the ranges of SDOF walking human parameters. It improved the accuracy of the identification procedure compared to Silva, et al. [65] by using measured free field



walking forces, utilising a specially constructed force platform instead of synthetic forces. This work, however, was carried out for a single pedestrian and, therefore, does not include the multi-pedestrian traffic challenges. The acceleration recorded at the pelvis location was not re-oriented to the earth coordinate system, which could potentially introduce errors in calculations due to the rotation of pelvis.

#### 2.2.1.2 MDOF MODELS

Kim, et al. [71] used a 2DOF MSD model to simulate a walking individual in the vertical direction. They adopted the human model parameters mostly from ISO 5982:1981 [72] developed for standing people (Figure 8). The effect of a single walking pedestrian was simulated on a 99m long cable-stayed footbridge located in a Seoul park, South Korea, with an empty natural frequency of 1.88Hz and a modal damping ratio of 0.4%. The response of the structure was compared for two scenarios of the passive moving force and interactive 2DOF human model. Surprisingly, it was found that the response of the structure using an interactive 2DOF model was 34% higher than that of the force-only model.

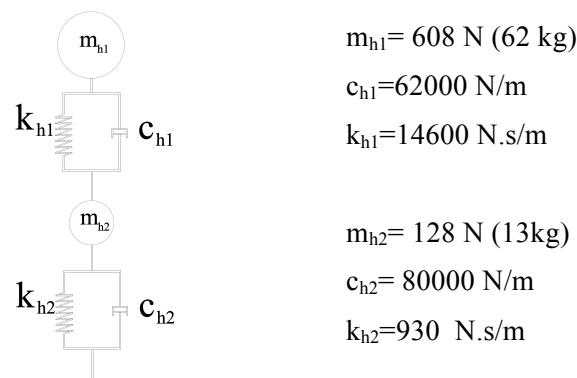


Figure 8. Human body model [72]

Finally, Miyamori, et al. [73] simulated a walking pedestrian with a 3DOF oscillator

model, but no comparison was presented with a force-only case to examine the performance of their model.

### 2.2.2 Inverted-pendulum models

Inverted-pendulum models (IPMs) are traditionally used in biomechanics literature to simulate the walking gait in detail [68, 74]. IPMs have been shown to provide high fidelity replication of the dynamics of the human locomotor system, simulating both temporal and spatial gait parameters, such as stride length, pacing frequency, centre of mass (CoM) motion, timing of gait events such as heel strike and toe off, and the required propulsive energy to maintain a specific gait pattern [75-77]. Several different variants of IPMs have been proposed in the literature to simulate walking, ranging from a simple IPM comprising a point mass and a solid leg [78] (Figure 9a) to more complex ones with spring and damper legs [79]. Other variations include IPMs with roller feet (Figure 9b) and bipedal IPMs (Figure 9c) to simulate the double-support phase of the gait more accurately [77, 80]. The spring and damper in the legs help simulate the dynamics of legs more realistically, while foot models attached to IPM such as roller feet model help simulate different phases of foot-ground contact during the gait realistically.

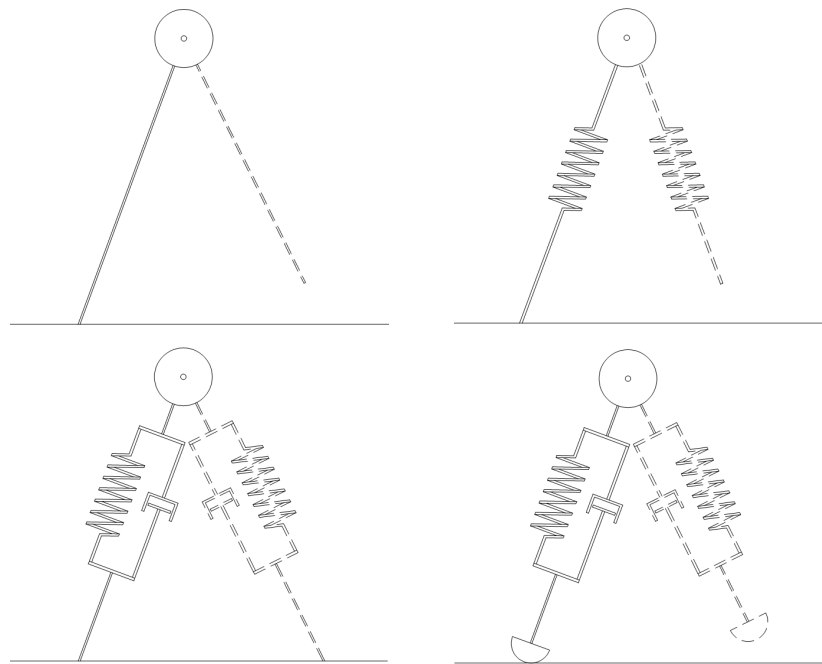


Figure 9. IPM models suggested in literature to model a walking human

Some of the key benefits of using IPMs for simulating HSI are the more realistic modelling of body dynamics and the possibility of investigating the effects of structural vibrations on gait parameters such as pacing rate and walking speed. Moreover, IPMs can model both components of the interaction force i.e. GRF on a stiff surface and HSI effects. A 3D IPM can simulate HSI simultaneously in all three directions. This provides the opportunity for more advanced modelling approaches to investigate the effects of HSI in one direction on other directions.

The application of IPMs for HSI simulation, however, has some drawbacks. IPM is essentially a non-linear system and the superposition principle does not apply to it. The behaviour of IPMs is harder to analyse and, therefore, less practical for day-to-day design practice. While a linear SDOF MSD model needs only three parameters ( $m$ ,  $c$  and  $k$ ) to be defined, similar IPMs need a minimum of six independent parameters such as body mass, angle of attack, length of leg at rest, leg stiffness, leg damping ratio, and initial system energy and, in the case of more complex models, feet

model parameters and model stability margins [81]. This might indicate the higher versatility of IPMs, but it also increases considerably their indeterminacy and decreases their robustness, particularly due to the high inter- and intra-subject variability of their input parameters.

Several researchers have adapted IP models from the biomechanics literature, to simulate the interaction of walking pedestrians with civil structures, particularly in the lateral direction. However their application to modelling HSI in the vertical direction is rare. Bocian, et al. [82, 83] used a mass-only IP model to simulate the motion of the body CoM in a walking person. They studied the gait adaptation strategies of the human model when subjected to a vertical base excitation. The equation of motion of the inverted-pendulum model (Figure 10) during the single support phase was easily derived by applying D'Alembert's principle:

$$\ddot{\theta} = -\frac{1}{l}(g + \ddot{z})\cos \theta , \quad (\text{Equation 7})$$

where,  $\theta$  is the supporting leg inclination angle;  $l$  is equivalent inverted pendulum length;  $g$  is gravitational acceleration;  $z$  is the vertical displacement of the bridge; and dots over the symbols represent derivatives with respect to time. In Figure 10,  $F_v$  is the vertical component of the interaction force and  $m_p$  is the mass of a pedestrian.

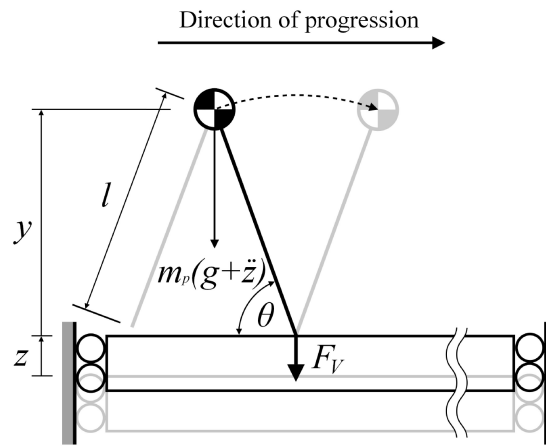


Figure 10. Inverted-pendulum walking human model on a vertically vibrating structure [82]

Bocian, et al. found that, depending on the ratio of the pedestrian pacing frequency and the base excitation frequency, a walking human can either increase or decrease the damping of the structure. Similar to the conclusions with linear MSD models described in Section 2.2.1, Bocian, et al. concluded that, for a multi-pedestrian walking traffic, the overall effect of the pedestrians is more likely to manifest itself as an increase in damping ratio and mass of the structure. This occurs due to the base motion, subtly altering the timing of the footfall impulses to bias the net effect, but without actually causing synchronisation of the pedestrian with the base frequency. The results of Bocian, et al. [82, 83] studies were quite interesting, but their IPM was too simple and no experimental validation was provided. Using bipedal IPM with springs and damper can significantly increase the bio-fidelity of the model.

Dang and Živanović [84] compared the performance of a moving harmonic force model, a moving oscillator-actuator model and an inverted-pendulum model (without spring and damper) in reproducing kinematic and kinetic features of a walking human and replicating the vibration patterns observed on a lively footbridge. The structure selected for the study was a light cable-stayed bridge made of fiber reinforced

polymer, with the length of 113m, the main span of 63 m and the weight of 20,000kg. The structure was very alive, with a fundamental vibration mode at 1.52Hz, a 2,750kg modal mass and a 0.42% modal damping ratio.

The inverted-pendulum model DLF, mass, average walking speed and pacing frequency were selected equal to 0.14, 86 kg, 1.43 m/s and 1.52 Hz, respectively, based on the tests carried out on the footbridge. The SDOF MSD human model's natural frequency, damping ratio and DLF were selected equal to 2.3Hz, 8% and 0.1, respectively, by an analogy with the properties of the bouncing people found in the literature. However, no justification or validation was presented for this analogy.

The study of Dang and Živanović [84] showed that a traditional force-only model cannot predict the response of the structure accurately in lightweight structures where HSI has a prominent contribution. Both the inverted-pendulum and SDOF MSD oscillator models predicted the interaction level acceptably, while the IPM could better replicate the kinematics of the human body's CoM. The IPM could also simulate the effects of the structure on the pacing frequency and phase of the walking force.

Qin, et al. [79] used a bipedal IP walking model with damped compliant legs to simulate a walking human. Their bipedal model had two degrees of freedom (x and z on Figure 11a) and the mass was concentrated at CoM. A massless linear spring and a time-varying damper connected in parallel were used to simulate each leg (Figure 11a). The time-varying damping mechanism was employed to simulate realistically the ground reaction force, especially at the touch-down of the leading leg. A control force in a feed-back form was applied to the pedestrian in each walking step, to compensate for the energy dissipated by the damping of the model and to regulate the walking behaviour.

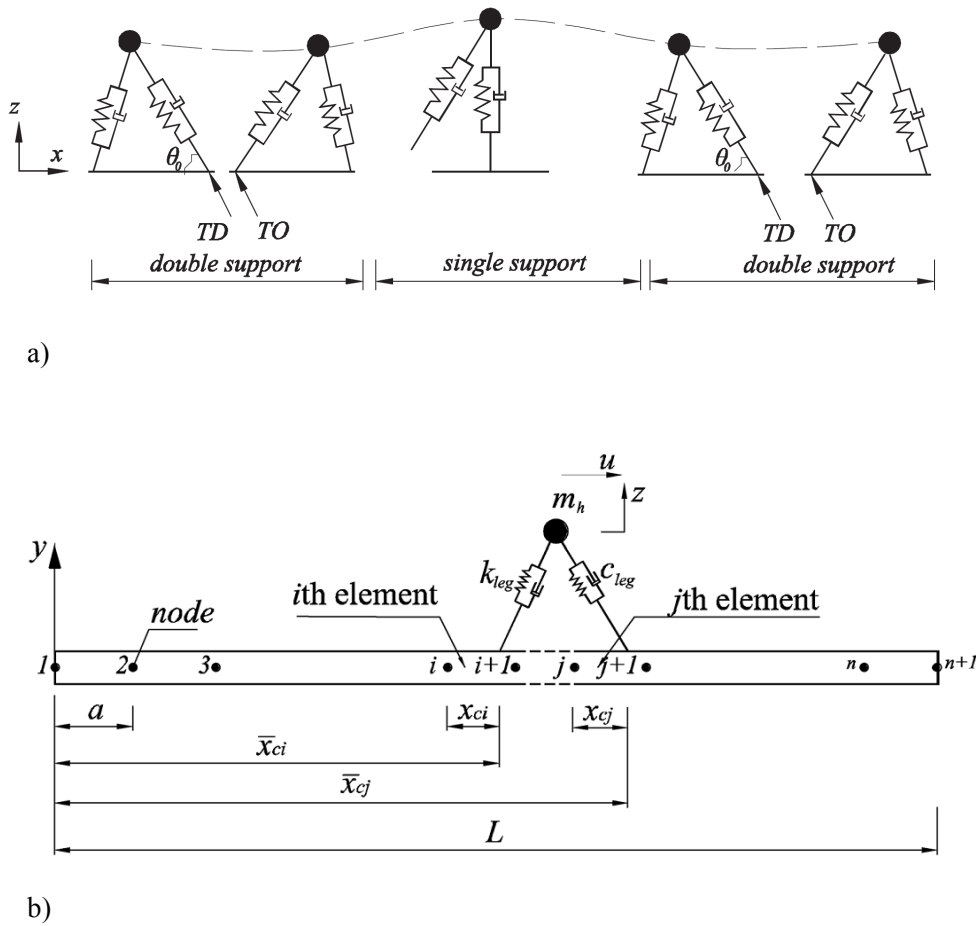


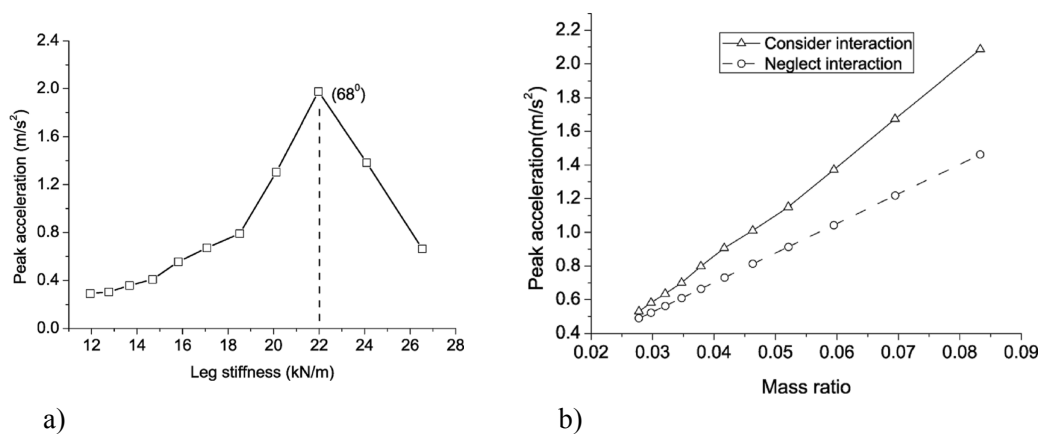
Figure 11. The schematics of Qin, et al. (a) [79] and (b) [81] biomechanical walking model (TD: touch down of leading leg; TO: toe off of the trailing leg)

Qin, et al. [79] studied the effects of leg stiffness and damping and the landing angle of attack of the leading leg  $\theta_0$  (Figure 11a) on the response of the structure. The results of their investigation showed that the level of interaction increased by increasing the magnitude of the structural vibration. Therefore, more feedback energy was required to maintain the steady walking. Leg stiffness was found to have a significant effect on the dynamic response of the structure, when the step frequency was close to the natural frequency of the structure.

Qin, et al. [81] used a bipedal IPM to simulate the interaction of a walking pedestrian

with a beam structure. The human IPM had two DoFs,  $u$  and  $z$ , as shown in Figure 11b. The human body mass ( $m_h=80\text{kg}$ ) was considered to be lumped at the CoM. Each leg was modelled using a massless linear spring ( $k_{leg}=20\text{kN/m}$ ) to provide a compliant mechanism to absorb heel strike impacts and to generate push-off impulses, and a time-variant non-linear damper ( $\zeta=8\%$ ) to restrain the excessive motion of the CoM. A longitudinal feedback control force was applied to the CoM at each walking step, to compensate for the energy loss in dampers and to regulate the walking performance of the pedestrians.

Qin, et al. [81] carried out a parametric study to analyse the effects of leg stiffness, the angle of attack of the leading leg, the leg damping ratio, and the mass ratio of the human and structure on the response of the structure. They found maximum acceleration response of the structure when the leg stiffness resulted in a pacing frequency close to the natural frequency of the structure (resonance) (Figure 12a). They also found that the higher the human/structure mass ratio was, the higher the interaction effects were (Figure 12b). The analysis of the damping of the human legs showed that it had no considerable effects on the structural response.



a) b)  
Figure 12. Effect of leg stiffness (a) and human/structure mass ratio (b) on the response of the beam structure

Qin, et al. [79, 81] studies are quite unique in using a complex, but highly realistic,



bipedal IPM with compliant damped legs to simulate a walking human. Their research, however, was focused on the analytical study of a single pedestrian and did not include any experimental validation. To the best of the authors' knowledge, the IPM parameters were not identified for this HSI application and Qin, et al. had to adapt the parameters from biomechanics literature. Common to studies featuring IPM simulations, a large number of assumptions were necessary, such as the non-linear damping model of the legs in both single- and double-support phases, the regulatory control force to maintain the steady walking gait and the initial energy input. These assumptions can reduce the generality of the outputs. Some of the results of Qin, et al.'s study, such as the considerable increase in the response of the structure when considering HSI and the negligible effects of the walking human on modal properties of the empty structure contradict experimental evidence from the real-world structures discussed in Section 2.1.

### 2.2.3 Whole body link-segment models

Maca and Valasek [85] employed two complex 2D and 3D multi-body models of walking human to simulate HSI. They used a 2D model with 9 degrees of freedom for vertical interaction (Figure 13a) and a 3D model with 34 degrees of freedom to simulate simultaneous interactions in both vertical and lateral directions (Figure 13b). This was the first and only instance that the interaction between a walking human and a structure was simulated in this way for both directions simultaneously.

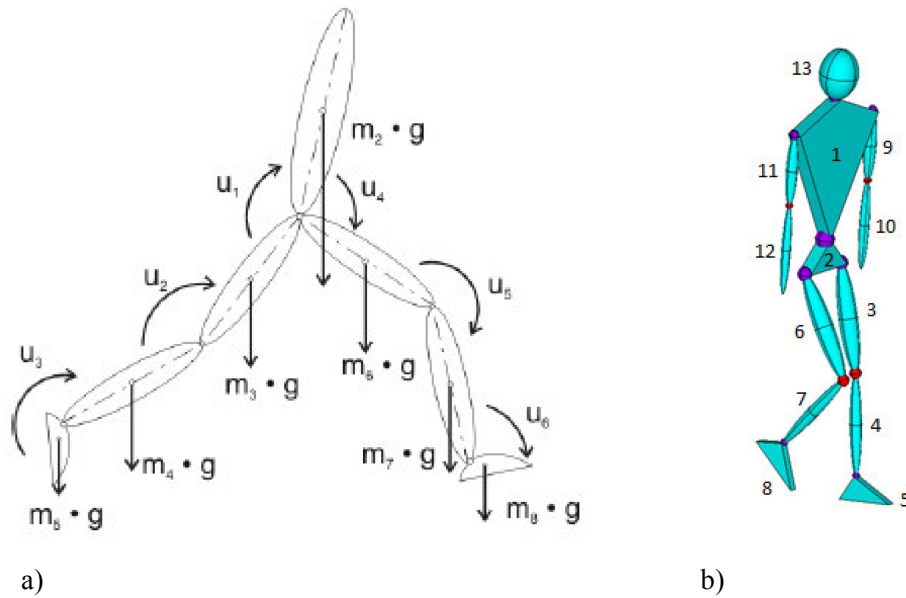


Figure 13. The 2D walking human model, comprising 8 bodies and 9 DOFs (a) and the 3D walking human model, with 13 rigid bodies and 34 DOFs [85]

A combination of feedback and feedforward control algorithms was used in multi-body models to replicate normal walking motion and gait. A finite element model (FEM) of a structure was coupled with the human models, and their interaction was simulated on one another at each moment in time using their interaction force. Maca and Valasek [85] concluded that the response of the bridge was affected by the ratio of the pacing frequency and natural frequency of the structure and that the number of pedestrians on the structure had no effects on its response. The Maca and Valasek models are very versatile, but the complexity of the models and the high number of input parameters and control assumptions make them hard to analyse and use in day-to-day practice. No experimental verification was provided for the models.

#### 2.2.4 Comparison of human model parameters

The parameters of the linear oscillator and IP models used to simulate the interaction of a walking human in literature are summarised in Table 3 and Table 4, respectively.

As can be seen in Table 3,  $f_h$  covers a range of 1.85-3Hz and  $\zeta_h$  covers a range of 27.5%-47%. The adopted parameters for IPMs are  $65^\circ$ - $80^\circ$  for the angle of attack of the leading leg, 16-23kN/m for the leg stiffness  $k_h$  and 3-8% damping ratio  $\zeta_h$ . An interesting difference is between the lower values of the damping ratio  $\zeta_h$  in IPMs compared to MSD models.

Table 3. Comparison of parameters of the linear oscillator walking human models

Study	GRF model on stiff surface	Single/Multi pedestrians	Model Parameters	$f_h$ (Hz)	$\zeta_h$ (%)	$m_h$ (kg)	$k_h$ (kN/m)	$c_h$ (N/s/m)
SDOF								
Archbold, 2004 [53]	Synthetic multi-harmonic - moving	Single	Adopted	-	-	Total	25	800
Fanning, et al., 2005 [54]	Synthetic single harmonic - moving	Single	Identified	-	-	Total	7.5	50+ 2500 $\dot{x}$
Caprani, et al., 2011 [55]	Synthetic single harmonic - moving	Single	Parametric	-	30	10-130	10-35	-
Archbold, et al., 2011 [56]	Synthetic single harmonic - moving	Single	Parametric	-	30	Log normal Mean=73.9 Var=21.2%	Normal Mean=22.5 Var=2.25	-
Silva and Pimentel, 2011 [64]	Synthetic 3 harmonics - moving	Single	Identified	-	-	Eq. 1	Eq. 3	Eq. 2
Silva, et al., 2013 [65]	Synthetic 3 harmonics - moving	Multiple	Identified	-	-	Eq. 1	Eq. 3	Eq. 2
Shahabpoor, et al., 2013 [49]	-	Single	Parametric	0.6-6	1-80	70	-	-
Shahabpoor, et al., 2013 [66]	-	Single	Parametric	0.6-6	1-80	70	-	-
JiménezAlonso and Sáez, 2014 [67]	Synthetic 3 harmonics - moving	Single/ Multiple	Identified	2.75	47	84% of total	-	-
Zhang, et al., 2015 [44]	-	Multiple	Identified	1.85	30	Total	-	-
Shahabpoor, et al., 2016 [48]	-	Multiple	Identified	2.75- 3.00	27.5- 30	Total	-	-
Toso, et al., 2016 [70]	Measured GRFs	Single	Identified	-	-	Eq. 4	Eq. 6	Eq. 5
MDOF								
Kim, et al., 2008 [71]	Synthetic harmonics - moving	3 - 2DOF	Single - Adopted	-	-	$m_1=62$ (top) $m_2=13$	$k_1=62$ $k_2=80$	$c_1=14600$ $c_2=930$

Table 4. Comparison of parameters of the IP walking human models

	$m_h$ (kg)	Model type	Model Parameters	Leg length (m)	$f_p$ (Hz)	$v_w$ (m/s)	Angle of attack (°)	$k_h$ (kN/m)	$c_h$ (N/s/m) Or $\zeta$ (%)
Bocian, et al., 2011 [82]; 2013 [83]	76.9	Mass-only	Parametric/ Adopted	1.045	1.9	1.35	70	-	-
Dang and Živanović, 2013 [84]	86	Mass-only	Parametric/ Adopted	1.216	1.52	1-2.5	65-80	-	-
Qin, et al., 2013 [79]	80	Bipedal - spring and damper	Parametric/ Adopted	1	1.65- 1.82	1.09- 1.32	66-70	16-23	5-8%
Qin, et al., 2014 [81]	80	Bipedal - spring and damper	Parametric/ Adopted	1	varying	varying	60-70	20	3-8%

### 3 Effects of structural vibrations on walking human

Humans have an intelligent sensory-motor system that constantly adapts body movements to the environment and reacts to external stimuli consciously or subconsciously. Structural vibrations as a stimulus can trigger such conscious and subconscious reactions and adaptations. An example of such reactions is the co-activation of a pair of antagonistic muscles to increase the stiffness of specific leg joints in reaction to a disturbing base vibration [86]. Two categories of effects of structural vibrations on a walking human are discussed in this section. The first category discusses the *lock-in* phenomenon, which in turn describes the tendency of pedestrians to synchronise their pacing frequency with the structural vibrations. In some cases, lock-in may trigger *synchronisation* [87], which is more a matter of a human-human interaction. The second category discuss the effects of structural vibrations on the parameters of the walking human model.

#### 3.1 Lock-in

Bachmann and Ammann [88] argued that vertical vibrations with an amplitude higher than 10-20mm can force walking pedestrians to adjust their pacing rate with the motion of a vibrating structure. Grundmann, et al. [89] suggested a method to take into

account the probability of synchronisation of people with the vertical vibration of the structure. They defined the probability of synchronisation  $P_S(a_g)$  as a function of the acceleration amplitude of the structure  $a_g$  (Figure 14). In addition, they proposed that the response to  $N$  walking people on a structure can be calculated from the following equation:

$$a_g = P_S(a_g) N_r a_{1rz} \quad (\text{Equation 8})$$

Where  $a_{1rz}$  is the response to a single pedestrian and  $N_r = NK$  is the number of people reduced by factor  $K < 1$ , which takes into account that the location of the load moves along the structure.

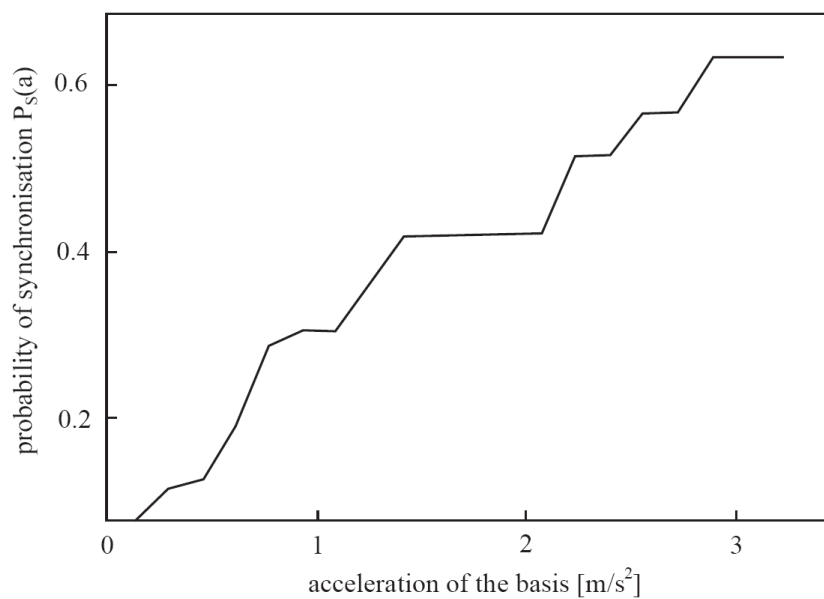


Figure 14. Probability of synchronisation as a function of the acceleration of the bridge [89].

However, investigations into the Paris Solferino bridge [90] suggested that lock-in in the vertical direction is unlikely to happen, as pedestrians would be disturbed by the excessive vibration and would not be able to maintain the pacing rate at resonant frequency. The findings of Živanović, et al. [91] support this claim when analysing the

interactions of three footbridge structures with a single pedestrian walking at or near the resonant frequency. Test subjects were asked to walk once with the aid of a metronome tuned to the natural frequency of the structure and once without the metronome. They found that, in the presence of a strong vibration, pedestrians could not keep a steady pacing frequency and this reduced the chance of a resonant build-up.

Figure 15 shows the simulated (orange) and measured modal responses from the free walking of a single test subject at resonance on two lively footbridges, which moved perceptibly. In both cases, the test subject was asked to walk at resonant frequency without the aid of a metronome. It was found for the two structures that at  $t=35s$  and  $26s$  from the beginning of the tests, respectively, the subjects started changing their pacing rate. The perceived vibration levels by test subjects at these points were found equal to  $0.33 \text{ m/s}^2$  and  $0.37 \text{ m/s}^2$ , respectively, based on their location on the structure at the time. They concluded that  $0.33 \text{ m/s}^2$  and  $0.37 \text{ m/s}^2$  are the maximum acceleration magnitudes that a pedestrian can endure in the vertical direction without disturbing their established walking pattern. Živanović, et al. [91] further argued that the observed reduction in the response of the structure could be simulated either as a disturbance of the normal walking force or an increase of damping of the structure. They found that, for the case of the increased damping, the occupied structure damping ratio was up to 10 times higher than that of the empty structure.

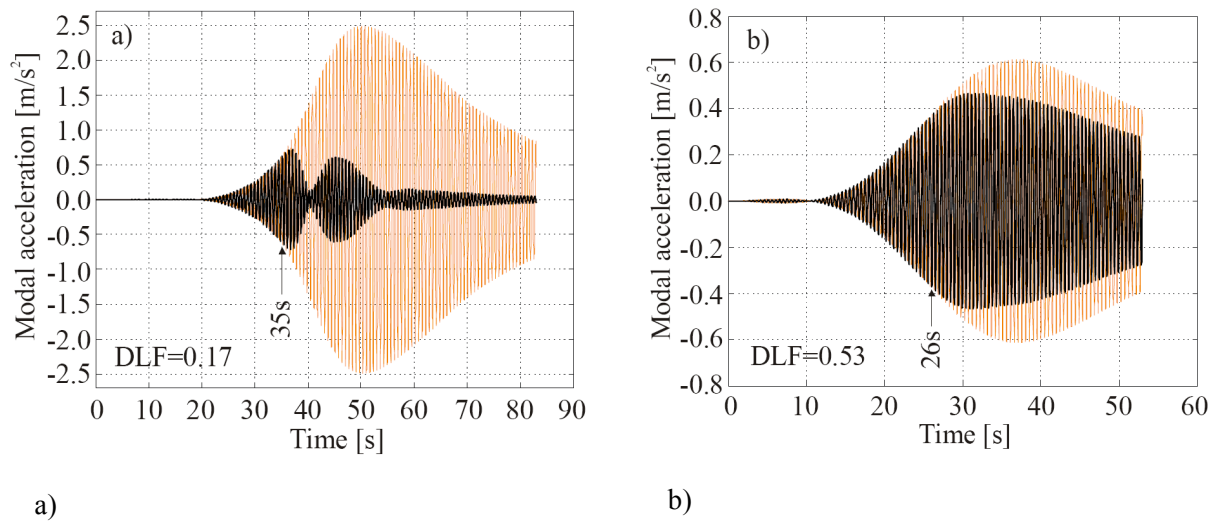


Figure 15. Simulated (orange) and measured modal responses due to free walking at resonance on a) footbridge 1 (slow pacing rate) at first mode natural frequency of 1.52 Hz and b) footbridge 2 (fast pacing rate) at first mode natural frequency of 2.04 Hz [107]

The design guidelines for steel footbridges [92], funded by the European Commission, suggest that synchronisation of the human body centre of mass with structural vibration is similar to walking at a pacing rate equal to resonant frequency. The design guidelines [92] experiments showed no stable synchronisation behaviour for vertical vibration amplitudes up to 10 mm. It was argued that synchronisation may occur at higher amplitudes, but they would be outside the acceptable limit for the vibration serviceability of a footbridge and pedestrians were very likely to be disturbed or stop walking. They suggested that fast walking persons are almost not affected by the vibration of the deck, as the contact time of the feet with the structure is very short.

### 3.2 Effects of structural vibrations on properties of walking human model

The study of the effects of the level of vibration on the dynamic properties of a human body is limited to stationary people only (standing and sitting) and mostly not in the context of the vibration serviceability of civil structures. Rare studies carried out on standing and sitting people showed that the modal frequency of the human model

decreases (the model becomes softer) as the level of vibration increases [93-95]. For instance, Matsumoto and Griffin [94] observed that the modal frequency of standing people increased from 5 to 7 Hz when the magnitude of the base acceleration root-mean-square (RMS) reduced from  $2\text{m/s}^2$  to  $0.125\text{m/s}^2$ . These levels of vibration are too high for civil engineering structures.

#### **4 Design guidelines and assessment methods**

As previously mentioned, the inherent complexities of modelling HSI have caused the design guidelines to either ignore the HSI [96] or make very simplistic assumptions to take it into account. Therefore, all commonly used current design guidelines only suggest a walking GRF to be applied on the structure.

Živanović, et al. [4] carried out a comprehensive study of the performance of the currently available design guidelines to estimate the response of a structure under spatially unrestricted pedestrian traffic walking loads. They analysed four time-domain methods, Eurocode 5 [97], ISO 10137 standard [98], design guidelines presented by the French road authorities [90] and UK National Annex to Eurocode 1 [99], and three frequency-domain methods, the power spectral density method proposed by Brownjohn [6], Butz [100, 101] and the response spectrum method formulated by Georgakis and Ingólfsson [102]. The selected methods were used to estimate the responses measured on two real-world footbridges, the Reykjavik City Footbridge (RCF) located in the Icelandic capital and the Podgorica Bridge (PB) located in the capital of Podgorica, Montenegro.

Results of the study by Živanović, et al. [4] showed that these design guidelines tend to overestimate the response of the structures, especially in the case of the Podgorica footbridge. They concluded that ignoring the HSI is possibly the cause of this



overestimation. They later showed that increasing the damping of the occupied structure from 0.26% to 0.67% (which is expected due to HSI) yielded an accurate estimation of the experimental response of the Podgorica footbridge. However, they suggested no model to simulate the observed HSI.

The UK recommendations for the design of permanent grandstands [103] are leading the world in promoting a realistic way to explicitly take into account the interaction of people with grandstand structures in the vertical direction. This guideline, based on the model proposed by Dougill, et al. [104], uses a combination of two single-degree-of-freedom (SDOF) models to simulate the aggregated effect of passive (mostly sitting) and active (mostly bouncing) people (Figure 16). Although this model aggregated the effects of people and did not take into account the inter- and intra-subject variability of people, its performance was proven much more accurate than the methods that ignore HSI [105, 106].

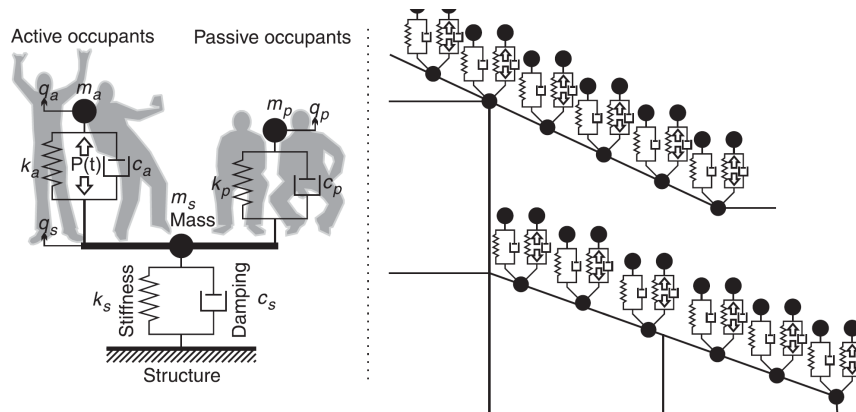


Figure 16. The crowd model used by UK recommendations for design of permanent grandstands [108]

## 5 Conclusions

The reliable simulation of the interaction of a multi-pedestrian walking traffic with vibrating structures, such as footbridges and floors, is still challenging. The majority

of the experimental observations and analytical studies reported in the literature suggest that:

- Walking people in general add considerably to the damping of the structure and slightly change the modal frequencies.
- When the natural frequency of the walking human model  $f_h$  is less than that of the empty structure  $f_s$ , the natural frequency of the occupied structure  $f_{os}$  is expected to be higher than  $f_s$ .
- When  $f_h$  is greater than  $f_s$ ,  $f_{os}$  is expected to be less than  $f_s$ .
- The closer the natural frequencies of the human to the empty structure, the greater the change in  $f_{os}$  and  $\zeta_{os}$ .
- The effect of walking traffic on the modal parameters of the occupied structure becomes more significant as the number of pedestrians increases.
- Although identification of the dynamic properties of the walking human model have not been studied extensively in the context of vibration serviceability, the limited existing knowledge suggests ranges of 1.85-3.5 Hz and 20-50% for an SDOF MSD model of a walking human.
- There is still no conclusive evidence on the most realistic and computationally efficient form of the walking human model (SDOF, MDOF, IP, etc.) to simulate HSI.
- The existing walking human models mostly lack conclusive experimental validation and, in the case of IP models, their time-varying non-linear interaction mechanisms are not straightforward enough to implement in practice. IP models are prone to produce results that contradict experimental observations.

Currently, no design guideline takes into account the HSI of walking pedestrians in the

vertical direction. As a result, a large and potentially expensive overestimation can be expected between simulated and experimentally measured responses. There is an urgent need for a detailed and extensive experimental and analytical research on the underlying mechanisms of the HSI during walking. The resulting methodologies can then be adopted in the new generation of vibration serviceability guidelines, which has to feature the effects of human-structure dynamic interaction, currently neglected for pedestrian structures, but utilised for the first time and with great success since 2008 in the UK guidance on crowd dynamic loading of grandstands.

Future research in this area is needed based on collecting comprehensive interaction data from real world structures for different walking traffic scenarios. Such datasets are necessary for varying structures to identify and validate walking human models and analyse their robustness and versatility. The next generation of design guidelines need to incorporate a realistic model of walking GRF and a comprehensive HSI model into a practical and inclusive modelling approach that can be used in day-to-day design practice. Such a modelling approach must be able to simulate the essential aspects of HSI effects such as the vertical lock-in and changes in modal parameters of the vibrating structure and human walking models.

## **Acknowledgements**

The authors acknowledge the financial support, which came from the University of Sheffield doctoral scholarship for Dr Shahabpoor and the UK Engineering and Physical Sciences Research Council (EPSRC) for the following research grants:

- Platform Grant EP/G061130/2 (Dynamic performance of large civil engineering structures: an integrated approach to management, design and assessment),
- Standard Grant EP/I029567/1 (Synchronisation in dynamic loading due to multiple pedestrians and occupants of vibration-sensitive structures). And
- Frontier Engineering Grant EP/K03877X/1 (Modelling complex and partially identified engineering problems: Application to the individualised multiscale simulation of the musculoskeletal system).

## References

- [1] Fitzpatrick, A., Dallard, P., le Bourva, S., Low, A., Ridsill Smith, R. and Willford, M. 2001. Linking London: The Millennium Bridge, The Royal Academy of Engineering, London.
- [2] Willford, M., 2002. Dynamic actions and reactions of pedestrians. In proceedings of the International Conference on the Design and Dynamic Behaviour of Footbridges, Paris, France, pp. 66–73.
- [3] Pimentel, R.L., Pavic, A., and Waldron, P. 2001. Evaluation of design requirements for footbridges excited by vertical forces from walking. *Canadian Journal of Civil Engineering*, 28(5), pp. 769–777. DOI:10.1139/l01-036.
- [4] Živanović, S., Pavic, A. and Ingólfsson, E. T., 2010. Modelling spatially unrestricted pedestrian traffic on footbridges. *Journal of Structural Engineering* 136(10), pp. 1296 – 1308.
- [5] Brownjohn, J.M.W., 2004. Vibration serviceability of footbridges. *The Second International Conference on Structural Engineering, Mechanics and Computation*, pp. 419-423.
- [6] Brownjohn, J.M.W., Pavic, A. and Omenzetter, P. A., 2004. Spectral density approach for modelling continuous vertical forces on pedestrian structures due to walking. *Canadian Journal of Civil Engineering*, 31(1), pp. 65–77.
- [7] Kasperski M, Sahnaci C., 2007. Serviceability of pedestrian structures. *Proceedings of the 25th international modal analysis conference*, Orlando, Florida. pp. 774–98.
- [8] Shahabpoor, E., Pavic, A., 2012. Comparative evaluation of current pedestrian

traffic models on structures. Conference Proceedings of the Society for Experimental Mechanics Series. 26, pp. 41-52.

[9] Ricciardelli, F. and Demartino, C., 2016. Design of Footbridges against Pedestrian-Induced Vibrations. ASCE journal of bridge engineering. DOI: 10.1061/(ASCE)BE.1943-5592.0000825.

[10] Ellis, B.R. and Ji, T., 1997. Human-structure interaction in vertical vibrations. Structures of buildings, the proceeding of Civil engineers 122(1), pp.1-9.

[11] Živanović, S., Diaz, I.M. and Pavic, A., 2009. Influence of walking and standing crowds on structural dynamic properties. Proceeding of Conference & Exposition on Structural Dynamics (IMAC XXVII).

[12] Racic, V. and Brownjohn, J.M.W., 2011. Stochastic model of near-periodic vertical loads due to humans walking. Advanced Engineering Informatics, 25, pp. 259–75.

[13] Živanović, S., Pavic, A. and Reynolds, P., 2007. Probability-based prediction of multi-mode vibration response to walking excitation. Engineering Structures 29(6), pp. 942–54.

[14] Živanović, S. and Pavic, A., 2009. Probabilistic modelling of walking excitation for building floors. Journal of Performance of Constructed Facilities 23(3), pp. 132 – 143.

[15] Piccardo, G. and Tubino, F., 2012. Equivalent spectral model and maximum dynamic response for the serviceability analysis of footbridges. Engineering Structures, 40(7), pp. 445–56.

[16] Krenk S., 2012. Dynamic response to pedestrian loads with statistical frequency distribution. *ASCE Journal of Engineering Mechanics*, 138(10), pp. 1275–81.

[17] Caprani, C.C., 2014. Application of the pseudo-excitation method to assessment of walking variability on footbridge vibration. *Computers and Structures* 132, pp. 43–54.

[18] Živanović, S., Pavic, A. and Reynolds, P., 2005. Vibration serviceability of footbridges under human-induced excitation: a literature review. *Journal of Sound and Vibration*, 279(1–2), pp. 1-74. ISSN 0022-460X.

<http://dx.doi.org/10.1016/j.jsv.2004.01.019>.

[19] Sachse, R., 2003. The Influence of Human Occupants on the Dynamic Properties of Slender Structures, PhD Thesis, University of Sheffield, Sheffield, UK.

[20] Ebrahimpour, A. and Sack, R.L., 1992. Design live loads for coherent crowd harmonic movements. *Journal of Structural Engineering (ASCE)*, 118(4), pp. 1121-36.

[21] Kasperski, M. and Niemann, H.J., 1993. Man induced vibrations of a stand structure. In proceeding of EURO DYN'93 conference, Trondheim, Norway, pp. 977-983.

[22] Fujino, Y., Pacheco, B.M., Nakamura, S.I. and Warnitchai, P., 1993. Synchronisation of human walking observed during lateral vibration of a congested pedestrian bridge. *Earthquake Engineering and Structural Dynamics*, 22(9), pp. 741-58.

[23] Van Staalduinen, P. and Courage, W., 1994. Dynamic loading of Feyenoord stadium during pop concerts. in *Symposium: Places of Assembly and Long-Span*

Building Structures, Birmingham, UK, 7-9 September, 1994. Zürich, Switzerland: IABSE. Report 71, pp. 283-8.

[24] Griffin, M. J. 1990. Handbook of human vibration, Academic Press, London.

[25] Racic, V., Brownjohn, J.M.W. and Pavic, A. 2010. Reproduction and application of human bouncing and jumping forces from visual marker data. Journal of Sound and Vibration, 329, pp. 3397-3416.

[26] Sachse, R., Pavic, A. and Reynolds, P., 2002. The Influence of a Group of Human Occupants on Modal Properties of a Prototype Assembly Structure. Proceeding of the 5<sup>th</sup> European Conference on Dynamics EURODYN, pp. 1241-1246.

[27] Sachse, R., Pavic, A. and Reynolds, P., 2003. Human-structure dynamic interaction in civil engineering dynamics: A literature review. The Shock and Vibration Digest, 35(1), pp. 3-18. ISSN 0583-1024.

[28] Butz, C., Feldmann, M. and Heinemeyer, C., 2008. Advanced load models for synchronous pedestrian excitation and optimized design guidelines for steel footbridges. RFSRCT- 2003-00019, European Commission, Brussels, Belgium.

[29] Reynolds, P., Pavic, A. and Ibrahim, Z., 2004. Changes of Modal properties of a stadium structure occupied by a crowd. Proceeding of the 22<sup>nd</sup> International Modal Analysis Conference (IMAC XXII).

[30] Salyards, K. A. and Firman, R., 2011. Human-structure interaction effects of crowd characteristics. Conference Proceedings of the Society for Experimental Mechanics Series, Civil Engineering Topics, 4, pp. 247-254.

[31] Barker, C., and Mackenzie, D., 2008. Calibration of the UK National Annex. The



Proceedings of the Third Footbridge International Conference, Porto, Portugal.

[32] Georgakis, C.T. and Jorgensen, N.G., 2013. Change in mass and damping on vertically vibrating footbridges due to pedestrians. Proceedings of the 31<sup>st</sup> Conference on Structural Dynamics (IMAC 2013) 3(4), pp. 37-45.

[33] Ohlsson, S., 1982. Floor vibrations and human discomfort. Thesis (PhD). Chalmers University of Technology, Gothenburg, Sweden.

[34] Baumann, K. and Bachmann, H., 1988. Durch Menschen verursachte dynamische Lasten und deren Auswirkungen auf Balkentragwerke (Man-induced dynamic loads and their influence on beam structures). Zürich, Switzerland: Institute of Structural Engineering (IBK), Swiss Federal Institute of Technology (ETH). Report 7501-3.

[35] Pimentel, R.L., 1997. Vibration performance of pedestrian bridges due to human-induced loads. Thesis (PhD). University of Sheffield, Sheffield, UK.

[36] Ebrahimpour, R.L., Sack, P.D., Van Cleek, 1989. Computing Crowd Loads using a Nonlinear Equation of Motion. Proceedings of the Fourth International Conference on Civil and Structural Engineering Computing, Civil-Comp Press, Edinburgh, UK, pp. 47-52. DOI:10.4203/ccp.9.11.3

[37] Ebrahimpour, A. and Sack, R.L., 1996. Design Live Loads for Crowds in Motion. Conference proceeding of Building an International Community of Structural Engineers, ASCE, 1, pp. 420-427.

[38] Bishop, N.W.M., Willford, M. and Pumphrey, R., 1993. Multi-person excitation of modern slender staircases. Engineering for crowd safety, London, UK, pp. 399-408.

[39] Pimentel, R. L. and Waldron, P., 1996. Validation of the numerical analysis of a

pedestrian bridge for vibration serviceability applications. International Conference on Identification in Engineering Systems, Swansea, UK, pp. 648-657.

[40] Brownjohn, J.M.W., Fok, P., Roche, M. and Omenzetter, P. 2004. Long span steel pedestrian bridge at Singapore Changi Airport—part 2: crowd loading tests and vibration mitigation measures, *Structural Engineer* 82(16), pp. 28–34.

[41] Brownjohn, J.M.W., and Fu, T., 2005. Vibration Excitation and control of a pedestrian walkway by individuals and crowds. *Engineering and Technology, Civil and Structural Engineering and Electromagnetics and Mechanics*, 12(5).

[42] Fanning, P., Healy, P. and Pavic, A., 2010. Pedestrian Bridge Vibration Serviceability: A Case Study in Testing and Simulation. *Advances in Structural Engineering*, (13)5.

[43] Dong, W., Kasperski, M. and Shiqiao, G., 2011. Change of dynamic characteristics of a pedestrian bridge during a mass event. *Proceedings of the 8<sup>th</sup> International Conference on Structural Dynamics (EURODYN 2011)*. ISBN 978-90-760-1931-4

[44] Zhang, M., Georgakis, C.T., Qu, W. and Chen, J. 2015. SMD model parameters of pedestrians for vertical human-structure Interaction. In the proceeding of the 33<sup>rd</sup> conference of the society of experimental mechanics (IMAC). DOI 10.1007/978- 3-319-15248-6\_33

[45] Van Nimmen, K., Maes, K., Živanović, S., Lombaert, G. and De Roeck, G., 2015. Identification and modelling of vertical human-structure Interaction. In the proceeding of the 33<sup>rd</sup> conference of the society of experimental mechanics (IMAC).

DOI: 10.1007/978-3-319-15248-6\_34

[46] Salyards, K. A. and Hua, Y., 2015. Assessment of dynamic properties of a crowd model for human–structure interaction modelling. *Engineering Structures*, 89, pp. 103–110.

[47] Shahabpoor, E., Pavic, A. & Racic, V., 2015. Identification of Mass-Spring-Damper Model of Walking Humans. *Structures Congress 2015*, pp. 912-923. DOI: 10.1061/9780784479117.078

[48] Shahabpoor, E., Pavic, A. & Racic, V., 2016. Identification of mass–spring–damper model of walking humans. *Structures*, 5, pp. 233–246.

[49] Shahabpoor, E., Pavic, A. & Racic, V., 2013. Using MSD Model to Simulate Human-Structure Interaction during Walking. *Conference Proceedings of the Society for Experimental Mechanics Series*.

[50] Ji, T., 2000. On the combination of structural dynamics and biodynamics methods in the study of human-structure interaction. *The 35<sup>th</sup> UK Group Meeting on Human Response to Vibration, Vol. 1*, Institute of Sound and Vibration Research, University of Southampton, England, pp. 183–194.

[51] Walley, F., 1959. St James's Park Bridge. In *proceedings of the ICE 12(6297)*, pp. 217-22.

[52] Allen, D.E. and Rainer, J.H., 1975. Floor vibration, NRCC, *Canadian Building Digest (CBD)*, 173.

[53] Archbold, P. J., 2004. Interactive Load Models for Pedestrian Footbridges. PhD thesis. National University of Ireland, University College Dublin.

- [54] Fanning, P., Archbold, P. and Pavic, A., 2005. A Novel interactive Pedestrian load model for Flexible Footbridges. Proceeding of the 2005 Society for Experimental Mechanics Annual Conference on Experimental and Applied Mechanics, Portland, USA.
- [55] Caprani, C. C., Keogh, J., Archbold, P., and Fanning, P., 2011. Characteristic vertical response of a footbridge due to crowd loading. Proceeding of the 8<sup>th</sup> International Conference on Structural Dynamics (Eurodyn 2011), pp. 978–985.
- [56] Archbold, P. J., Keogh, J., Caprani, C., and Fanning, P., 2011. A Parametric Study of Pedestrian Vertical Force Models for Dynamic Analysis of Footbridges. Proceeding of Experimental Vibration Analysis for Civil Engineering Structures Conference (EVACES 2011).
- [57] Portier, K., Tolson, J.K., and Roberts, S.M., 2007. Body weight distributions for risk assessment. *Risk Analysis*, 27(1), pp. 11-26.
- [58] Barela, A.M.F. and Duarte, M., 2008. Biomechanical characteristics of elderly individuals Walking on land and on water. *Journal of Electromyography and Kinesiology*, 18(3), pp. 446-454.
- [59] Matsumoto, Y., Nishioka, T., Shiojiri, H. and Matsuzaki, K., 1978. Dynamic design of footbridges. *IABSE Proceedings*, 2, Paper P-17/78, Zurich.
- [60] Grundmann, H. and Schneider, M., 1990. Stochastic representation of Footbridge Vibrations Taking into Account Feedback Effects. In proceeding of European Conference on Structural Engineering, Eurodyn '90, Bochum, Balkema, Rotterdam.
- [61] Pachi, A. and Ji, T., 2005. Frequency and velocity of people walking. *The*

Structural Engineer, 83(3), pp. 36–40.

[62] Ebrahimpour, A., Hamam, A., Sack, R.L. and Patten, W.N., 1996. Measuring and modeling dynamic loads imposed by moving crowds. *ASCE Journal of Structural Engineering*, 122(12), pp. 1468 – 1474.

[63] Lee, C. and Farley, C., 1998. Determinants of the centre of mass trajectory in human walking and running. *The Journal of Experimental Biology*, 201, pp. 2935-2944.

[64] Silva, F.T., and Pimentel, R. L., 2011. Biodynamic walking model for vibration serviceability of footbridges in vertical direction. *Proceeding of the 8<sup>th</sup> International Conference on Structural Dynamics (Eurodyn 2011)*, pp.1090–1096.

[65] Silva, F.T. Brito, H.M. and Pimentel. R.L., 2013. Modelling of crowd load in vertical direction using biodynamic model for pedestrians crossing footbridges. *Canadian Journal of Civil Engineering*, 40, pp. 1196–1204.

<http://dx.doi.org/10.1139/cjce-2011-0587>

[66] Shahabpoor, E., Pavic, A. & Racic, V., 2013. Sensitivity Analysis of Coupled Crowd-structure System dynamics to Walking Crowd Properties. *Conference Proceedings of The 5<sup>th</sup> International Conference on Structural Engineering, Mechanics and Computation (SEMC)*.

[67] Jiménez Alonso, J. F., Sáez, A., 2014. A direct pedestrian structure interaction model to characterize the human induced vibrations on slender footbridges. *Informes de la Construcción*, 66(Extra-1), doi: <http://dx.doi.org/10.3989/ic.13.110>.

[68] Živanović, S., 2015. Modelling human actions on lightweight structures:

experimental and numerical developments. MATEC Web of Conferences, 24, 01005.

DOI: 10.1051/mateconf/20152401005

[69] Zhou, D., Han, H., Ji, T. and Xu, X., 2015. Comparison of two models for human-structure interaction. *Applied Mathematical Modelling*, pp. 1–11.

<http://dx.doi.org/10.1016/j.apm.2015.10.049>

[70] Toso, M.A., Gomes, H.M., da Silva, F.T. and Pimentel, R.L., 2016. Experimentally fitted biodynamic models for pedestrian–structure interaction in walking situations. *Mechanical Systems and Signal Processing*, 72-73, pp. 590–606.

<http://dx.doi.org/10.1016/j.ymssp.2015.10.029>

[71] Kim, S. H., Cho, K. I., Choi, M. S., and Lim, J. Y. 2008. Development of human body model for the dynamic analysis of footbridges under pedestrian induced excitation. *International Journal of Steel Structures*, 8(4), pp. 333–345.

[72] International Organization for Standardization (ISO), 1981. Mechanical driving point impedance of the human body. ISO 5982:1981.

[73] Miyamori, Y., Obata, T., Hayashikawa, T., Sato, K., 2001. Study on identification of human walking model based on dynamic response characteristics of pedestrian bridges, in: *Proceedings of the Eighth East Asia-Pacific Conference on Structural Engineering & Construction (EASEC-8)*, Singapore.

[74] Dang, H. V., 2014. Experimental and numerical modelling of walking locomotion on vertically vibrating low-frequency structures, PhD Thesis, University of Warwick, UK.

[75] Gard, S. A. and Childress, D. S., 2001. What determines the vertical displacement

of the body during normal walking?. *Journal of Prosthetics and Orthotics*, 13(3).

[76] Geyer, H., 2005. Simple models of legged locomotion based on compliant limb behaviour, PhD thesis, Friedrich- Schiller- Universität Jena, Germany.

[77] Kim, S. and Park, S., 2011. Leg stiffness increases with speed to modulate gait frequency and propulsion energy. *Journal of Biomechanics*, 44.

[78] Saunders, J. B. D. M., Inman, V. T., Eberhart, H. D., 1953. The major determinants in normal and pathological gait. *The Journal of Bone and Joint Surgery*, 53(3).

[79] Qin, J.W., Law, S.S., Yang, Q.S. and Yang, N., 2013. Pedestrian–bridge dynamic interaction, including human participation. *Journal of Sound and Vibration*, 332(4), pp. 1107-1124, ISSN 0022-460X, <http://dx.doi.org/10.1016/j.jsv.2012.09.021>.

[80] Whittington, B. R. and Thelen, D. G., 2009. A simple mass-spring model with roller feet can induce the ground reactions observed in human walking. *Journal of Biomechanical Engineering*, 131(1).

[81] Qin, J.W., Law, S.S., Yang, Q.S. and Yang, N., 2014. Finite Element Analysis of Pedestrian-Bridge Dynamic Interaction. *Journal of Applied Mechanics*, 81(4), DOI: 10.1115/1.4024991.

[82] Bocian, M., Macdonald, J., and Burn, J. 2011. Modelling of self-excited vertical forces on structures due to walking pedestrians. *Proceedings of the 8<sup>th</sup> International Conference on Structural Dynamics (EURODYN)* ISBN 978-90-760-1931-4.

[83] Bocian, M., Macdonald, J., and Burn, J. 2013. Biomechanically Inspired Modelling of Pedestrian-Induced Vertical Self-Excited Forces. *Journal of Bridge*

Engineering 18, pp. 1336–1346.

[84] Dang, H. V. and Živanović, S., 2013. Modelling Pedestrian Interaction with Perceptibly Vibrating Footbridges. FME Transactions, 41(4), pp. 271-278.

[85] Maca, J. and Valasek, M., 2011. Interaction of Human Gait and Footbridges. Proceedings of the 8<sup>th</sup> International Conference on Structural Dynamics (EURODYN), Leuven, Belgium. ISBN 978-90-760-1931-4

[86] Humphrey, D.R. and Dawin, J.R., 1983. Separate cortical systems for control of joint movement and joint stiffness: reciprocal activation and co-activation of antagonist muscles. Motor Control Mechanisms in Health and Diseases.

[87] McRobie, A., Morgenthal, G., Lasenby, J. and Ringer, M., 2003. Section model tests on human – structure lock-in. Proceedings of the ICE - Bridge Engineering, Volume 156(2), pp. 71 –79.

[88] Bachmann, H., and Ammann, W. 1987. Vibrations in structures induced by man and machines. International Association for Bridge and Structural Engineering (IABSE).

[89] Grundmann, H., Kreuzinger, H. and Schneider, M., 1993. Dynamic calculations of footbridges. Bauingenieur, 68, pp. 215–225 (in German).

[90] Technical Department for Transport, Roads and Bridges Engineering and Road Safety/French Association of Civil Engineering (SETRA/AFGC), 2006. Footbridges: Assessment of vibrational behaviour of footbridges under pedestrian loading. Technical Guide 0611, Paris.

[91] Živanović, S., Pavic, A. and Reynolds, P., 2005. Human-Structure Dynamic



Interaction in Footbridges. Institution of Civil Engineers. In proceedings of Bridge Engineering conference, 158(4), pp. 165 - 177 (1478-4629).

[92] Feldmann, M., Heinemeyer, Ch., Lukic, M., Caetano, E., Cunha, Á., Goldack, A., Keil, A., Schlaich, M., Hicks, S., Smith, A., Hechler, O., Obiala, R., Galanti, F. and Waarts, P., 2008. Human-induced vibration of steel structures (Hivoss). Research Fund for Coal and Steel, European Commission. ISBN 978-92-79-14146-1.

[93] Hinz, B. and Seidel, H., 1987. The non-linearity of the human body's dynamic response during sinusoidal whole body vibration. *Industrial Health*, 25(4), pp.169-81.

[94] Matsumoto, Y. and Griffin, M.J., 1998. Dynamic response of the standing human body exposed to vertical vibration: Influence of posture and vibration magnitude. *Journal of Sound and Vibration* 212(1), pp. 85-107.

[95] Mansfield, N.J. and Griffin, M.J., 2000. Non-linearities in apparent mass and transmissibility during exposure to whole-body vertical vibration. *Journal of Biomechanics* 33(8), pp. 933-41.

[96] Murray, T. M., Allen, D. E. and Ungar, E. E., 2003. *Floor Vibrations Due to Human Activity*. Steel Design Guide Series, American Institute of Steel Construction.

[97] EN, 2004. Eurocode 5: Design of timber structures – Part 2: Bridges, EN 1995-2:2004, European Committee of Standardization.

[98] International Organization for Standardization (ISO), 2007. *Bases for design of structures: Serviceability of buildings and walkways against vibrations*. ISO 10137:2007, Geneva.

[99] British Standards Institution (BSI), 2008. UK national annex to Eurocode 1:

Actions on structures. Part 2: Traffic loads on bridges, NA to BS EN 1991-2:2003  
London.

[100] Butz, C., 2006. Beitrag zur Berechnung fußgängerinduzierte  
Bruckenschwingungen. PhD Thesis (in German), ISBN-10 3-8322-5699-7, Shaker  
Verlag Aachen.

[101] Butz, C., 2008. A Probabilistic Engineering Load Model for Pedestrian Streams.  
In Proceedings of the Third International Footbridge Conference, Porto, Portugal.

[102] Georgakis, C.T. and Ingólfsson, E. T., 2008, Vertical footbridge vibrations: the  
response spectrum methodology. In Proceedings of the Third International Footbridge  
Conference, Porto, Portugal.

[103] IStructE/DCLG/DCMS Joint Working Group, 2008. Dynamic performance  
requirements for permanent grandstands subject to crowd action: Recommendations  
for management, design and assessment. Institution of Structural Engineers (IStructE),  
London.

[104] Dougill, J.W., Wright, J.R., Parkhouse, J.G. and Harrison, R.E., 2006. Human  
structure interaction during rhythmic bobbing. *The Structural Engineer*, 118(4), pp.  
32-39.

[105] Pavic, A., and Reynolds, P., 2008. Experimental verification of novel 3DOF  
model for grandstand crowd-structure dynamic interaction. In the proceeding of the  
26<sup>th</sup> international modal analysis conference (IMAC XXVI).

[106] Jones, C. A., Pavic, A., Reynolds, P. and Harrison, R.E., 2011. Verification of  
equivalent mass-spring-damper models for crowd-structure vibration response  
prediction. *Canadian Journal of Civil Engineering Structures*, NRC Research Press.

38(10), pp. 1122-1135, ISSN 0141-0296.

[107] Živanović S., 2006. Probability-based estimation of vibration for pedestrian structures due to walking, PhD Thesis, Department of Civil and Structural Engineering, University of Sheffield.

[108] Jones, C.A., Reynolds, P. and Pavic, A., 2011. Vibration serviceability of stadia structures subjected to dynamic crowd loads: A literature review. *Journal of Sound and Vibration*, 330(8), pp. 1531-1566.