

# Insectes Sociaux

## Behavioural response of workers to repeated intergroup encounters in the harvester ant *Messor barbarus* --Manuscript Draft--

<b>Manuscript Number:</b>	INSO-D-18-00142R2	
<b>Full Title:</b>	Behavioural response of workers to repeated intergroup encounters in the harvester ant <i>Messor barbarus</i>	
<b>Article Type:</b>	Research Article	
<b>Corresponding Author:</b>	Faye Thompson, Ph.D University of Exeter Penryn, Cornwall UNITED KINGDOM	
<b>Corresponding Author Secondary Information:</b>		
<b>Corresponding Author's Institution:</b>	University of Exeter	
<b>Corresponding Author's Secondary Institution:</b>		
<b>First Author:</b>	Graham Birch, MSci	
<b>First Author Secondary Information:</b>		
<b>Order of Authors:</b>	Graham Birch, MSci Michael Cant, PhD Faye Thompson, Ph.D	
<b>Order of Authors Secondary Information:</b>		
<b>Funding Information:</b>	Natural Environment Research Council (NE/S000046/1)	Prof Michael Cant Dr. Faye Thompson
<b>Abstract:</b>	<p>The evolution of cooperation in animal societies is often associated with the evolution of hostility towards members of other groups. It is usually predicted that groups under attack from outsiders should respond by becoming more cohesive or cooperative. However, the responses of individuals to real or simulated intergroup encounters vary widely, for reasons that are poorly understood. We tested how groups of workers of the harvester ant, <i>Messor barbarus</i>, responded to exposure to members of a different colony versus members of their own colony, and how previous exposure to an intruder affected the intensity of the within-group response. We found that workers increased in activity and had more contact with one another immediately following exposure to an ant from a different colony, but also showed a similar behavioural response to presentations involving an ant from their own colony. However, exposure to an intruder from a different colony resulted in much stronger behavioural responses to a second intruder, encountered shortly afterwards. Our results are consistent with studies of social vertebrates which suggest that exposure to intruders results in increased social cohesion. Our results also show that exposure to an intruder primes group members to respond more strongly to future intrusions. Our findings highlight a disconnect between the assumptions of theoretical models which study the effect of intergroup conflict on social evolution over many generations, and the short-term behavioural responses that are the usual focus of studies of intergroup conflict in insects and vertebrates.</p>	
<b>Response to Reviewers:</b>	Details of revisions can be found in the document entitled "Revisions to final manuscript".	

[Click here to view linked References](#)

1 **Behavioural response of workers to repeated intergroup encounters in the**  
2 **harvester ant *Messor barbarus***

3 Graham Birch<sup>a</sup>, Michael A. Cant<sup>a</sup> & Faye J. Thompson<sup>a\*</sup>

4

5 <sup>a</sup> Centre for Ecology and Conservation, University of Exeter, Penryn Campus, Penryn,

6 Cornwall TR10 9FE

7

8 \*Corresponding author:

9 Faye J. Thompson

10 Centre for Ecology and Conservation, University of Exeter, Penryn Campus, Penryn, Cornwall

11 TR10 9FE

12 +44 (0) 1326 253716

13 [F.J.Thompson@exeter.ac.uk](mailto:F.J.Thompson@exeter.ac.uk)

14 **Abstract**

15 The evolution of cooperation in animal societies is often associated with the evolution of hostility  
16 towards members of other groups. It is usually predicted that groups under attack from outsiders  
17 should respond by becoming more cohesive or cooperative. However, the responses of individuals  
18 to real or simulated intergroup encounters vary widely, for reasons that are poorly understood. We  
19 tested how groups of workers of the harvester ant, *Messor barbarus*, responded to exposure to  
20 members of a different colony versus members of their own colony, and how previous exposure to  
21 an intruder affected the intensity of the within-group response. We found that workers increased in  
22 activity and had more contact with one another immediately following exposure to an ant from a  
23 different colony, but also showed a similar behavioural response to presentations involving an ant  
24 from their own colony. However, exposure to an intruder from a different colony resulted in much  
25 stronger behavioural responses to a second intruder, encountered shortly afterwards. Our results  
26 are consistent with studies of social vertebrates which suggest that exposure to intruders results in  
27 increased social cohesion. Our results also show that exposure to an intruder primes group members  
28 to respond more strongly to future intrusions. Our findings highlight a disconnect between the  
29 assumptions of theoretical models which study the effect of intergroup conflict on social evolution  
30 over many generations, and the short-term behavioural responses that are the usual focus of studies  
31 of intergroup conflict in insects and vertebrates.

32

33 **Keywords:** intergroup conflict, social evolution, cohesion, affiliation, priming

## 34 Introduction

35 Intergroup conflict is recognised as a major force influencing selection on social traits in organisms  
36 ranging from insects to humans (Darwin 1871; Reeve and Holldobler 2007; Bowles and Gintis 2011;  
37 Radford et al. 2016). Theoretical population genetic models have shown how intergroup conflict can  
38 favour the spread of altruistic alleles that increase between-group variation in fitness (and hence the  
39 strength of between-group selection) relative to within-group variation in fitness (Choi and Bowles  
40 2007; Lehmann and Feldman 2008; Lehmann 2011). In addition, it is widely expected (largely on the  
41 basis of empirical studies) that groups under attack from other groups should pull together and  
42 become more cooperative (e.g. Radford 2008; Burton-Chellew et al. 2010). Thus conflict between  
43 groups is predicted to influence selection for altruism and cooperation within groups on an  
44 evolutionary timescale (i.e. over many generations), but is also predicted to affect the immediate,  
45 short-term behavioural responses of individuals to each other and to outsiders.

46

47 Empirical tests of the prediction that groups under attack from competitors should become more  
48 cohesive and cooperative have yielded conflicting results (Radford et al. 2016). For example, several  
49 primate species show an increase in grooming following group conflict (Cords 2002; Schino 2007;  
50 Majolo et al. 2016), and similar patterns have been observed in green woodhoopoes, *Phoeniculus*  
51 *purpureus* (Radford 2011) and laboratory groups of cooperative cichlids, *Neolamprologus pulcher*  
52 (Bruintjes et al. 2015). By contrast, in other species such as tufted capuchins, *Cebus apella* (Polizzi di  
53 Sorrentino et al. 2012), vervet monkeys, *Chlorocebus aethiops pygerythrus* (Arseneau et al. 2015),  
54 and bonnet macaques, *Macaca radiata* (Cooper et al. 2004), intergroup conflict has been shown to  
55 lead to an increase in within-group aggression.

56

57 The wide variation in observed behavioural responses to intergroup conflict may be linked to the  
58 inherent heterogeneity of groups in nature (Thompson and Cant 2018). Groups vary in their  
59 composition, and group members vary in status and incentive, which can alter decisions of when to

60 fight and the level of response to group conflict (Wilson et al. 2001; Cassidy et al. 2015; Arseneau-  
61 Robar et al. 2016). Individuals and groups can also vary in their past experience of conflict, which  
62 may differentially change individual responses to threats from competitors (Hsu et al. 2006; Esponda  
63 and Gordon 2015; Christensen and Radford 2018).

64

65 The ubiquity and intensity of between-group competition in ants makes them well suited to testing  
66 the effect of past experience on behavioural responses to intergroup conflict (Hölldobler and Wilson  
67 1990; Bourke and Franks 1995; Adams 2016). Previous experimental studies in these systems have  
68 focussed on aggressive responses to conflict, with contrasting results. In some species, exposure to  
69 other groups resulted in a 'priming' response, where individuals in groups reacted more strongly to  
70 future encounters, or underwent developmental changes which increased their ability to fight or  
71 defend resources in future. For example, in Argentine ants, *Linepithema humile* (Van Wilgenburg et  
72 al. 2010), workers that were exposed to a non-colony member displayed increased aggression in  
73 subsequent encounters, and in interactions with ants from a colony that they had not previously  
74 encountered. In the ant *Pheidole pallidula*, exposure to intergroup conflict led to an increased  
75 production of soldiers (Passera et al. 1996). Theoretical and empirical work has shown that past  
76 experience can shape individual ants' criteria for non-nestmate recognition which collectively  
77 produces an aggressive colony-level response (Newey et al. 2010; Esponda and Gordon 2015). By  
78 contrast, some ant species have shown evidence of acclimatisation to the presence of neighbouring  
79 competitors, and a reduced aggressive response (*Pheidole* ants, Langen et al. 2000; *Streblognathus*  
80 *peetersi* and *Plectroctena mandibularis*, Tanner and Keller 2012). The causes of these varying  
81 responses to recent exposure are unclear. Moreover, in ants, little is known about the effect of  
82 exposure to intergroup conflict on social cohesion and within-group affiliation, the types of  
83 behaviour on which studies of primates and other vertebrates typically focus.

84

85 Here we test how simulated intergroup conflict affects affiliative behaviour and social cohesion in  
86 the harvester ant, *Messor barbarus*, and whether past experience affects the intensity of conflict  
87 responses. Specifically, we test the ‘primed response’ hypothesis which suggests that recent  
88 encounters with intruders reflect a high probability of subsequent, potentially costly, encounters.  
89 This hypothesis predicts that individuals that are exposed to intruders will exhibit elevated sensitivity  
90 and responsiveness to future intrusions, and higher levels of affiliation and social cohesion. We  
91 tested these predictions through an experiment in which we repeatedly exposed a group of workers  
92 to an individual from their own or an unfamiliar colony.

93

## 94 **Methods**

### 95 **Colony maintenance**

96 Twenty *M. barbarus* colonies were sourced from commercial suppliers in Spain and the Netherlands  
97 (AntHouse, Ants Kalytta, and Ant’s Kingdom). Colonies were founded by multiple independent  
98 nuptial flights, meaning that relatedness between colonies was unlikely to be high. Colonies were  
99 kept in separate darkened nests made of 20 x 20 x 3 cm moulds of plaster of Paris, connected by a  
100 tube to a separate clear-plastic foraging area, in incubators kept at 25°C and with a day-night light  
101 regime. Colonies were checked 3 times a week, and water and food were added when necessary.  
102 Colonies contained a queen and individuals belonging to a major caste (the larger size class in the  
103 colony) and a minor caste (the smaller size class in the colony). Of the 20 colonies, 16 were used as  
104 experimental colonies (average colony size  $\pm$  SE = 20.4 individuals  $\pm$  1.1; average ratio of minor to  
105 major caste individuals  $\pm$  SE = 14.6  $\pm$  0.7). Ants from the remaining 4 colonies (non-experimental  
106 colonies) were used as intruder ants in staged encounters with experimental colonies.

107

### 108 **Staged experimental encounters**

109 The behaviour of the 16 experimental colonies was analysed in response to experimental encounters  
110 with an intruder individual. Eight ants (1 major and 7 minors) were randomly selected from the

111 experimental colony and placed into a petri dish. Ants were recorded from above using a Canon  
112 DSLR camera and a Panasonic HC-VX980EB-K camcorder in a dark room under red light. Ants were  
113 left for 2 minutes to acclimatise before the start of the exposure experiment protocol.

114

115 After the 2 minute acclimatisation period, the ants were recorded for 10 minutes to generate  
116 baseline measurements of behaviour (the 'before' exposure phase). Ants were then given one of  
117 two exposure treatments: exposure to an 'intruder' ant (a randomly selected minor caste ant from  
118 one of the non-experimental colonies), or exposure to a 'home' ant (a randomly selected minor  
119 caste ant from their own colony). Ants were video recorded for a 10 minute period (the 'during'  
120 exposure phase). Exposure to a 'home' ant acted as a matched control to enable us to rule out the  
121 possibility that any changes in observed behaviour were the result of an increase in the number of  
122 ants in the petri dish, rather than the identity of the presented ant. We did not simultaneously  
123 expose experimental colonies to multiple presented individuals due to logistical constraints on the  
124 size of non-experimental colonies. The presented ant was marked with a small dot of white enamel  
125 paint applied to its head for identification during video analysis.

126

127 After 10 minutes of exposure, the presented ant was removed from the petri dish and ants were  
128 video recorded for a further 10 minute period (the 'after' exposure phase). After a 20 minute rest  
129 interval, the experiment was repeated to allow us to measure behavioural responses to a second,  
130 subsequent intruder. Similarly, the presented ant was either a 'home' ant or an 'intruder' ant. Again,  
131 there was a 10 minute period of video recording before, during and after the second exposure. Each  
132 experimental colony was exposed to four treatments in total: Intruder-Intruder (II), Intruder-Home  
133 (IH), Home-Home (HH), and Home-Intruder (HI). Each experimental colony received the four  
134 treatments on separate days and in a randomised order.

135

136 **Video analysis**

137 Video footage of behaviour was analysed using PotPlayer version 1.7.13622. We recorded three  
138 separate behaviours among ants in the experimental colony: time to first contact, activity, and social  
139 contacts. Time to first contact between the presented ant and an ant from the experimental colony  
140 (in seconds) was recorded in the 'during' exposure phase as a measure of the strength of response  
141 to intruders. We recorded the caste (major or minor) of the ant to make the first contact with the  
142 intruder. Activity was measured as the proportion of ants observed moving in the first 20 seconds of  
143 each minute of the 'before', 'during' and 'after' exposure phases. The number of social contacts was  
144 measured as the number of times two ants from the experimental colony touched heads or body  
145 parts and was recorded during each minute of the 'before', 'during' and 'after' exposure phases.  
146 Cases of grappling (when two ants bite and hold each other with the mandibles) between ants in the  
147 experimental colony, and with presented ants were also recorded. However, since grappling was  
148 very rare (21 observations in 8 out of 16 colonies), it was left out of formal statistical analysis.  
149 Observations were not blind to treatment or phase.

150

151 **Statistical analyses**

152 Statistical analyses were performed in R version 3.5.1 (R Development Core Team 2016) using linear  
153 mixed effects models (LMMs) and generalized linear mixed effects models (GLMMs), with binomial  
154 and Poisson error structures and logit and log link functions respectively, using the 'lme4' package  
155 (Bates et al. 2015). The residuals of LMMs were checked to confirm they were normally distributed  
156 with constant variance. For analyses in which the response variable was overdispersed, we used  
157 GLMMs fitted with an observational level random effect (Harrison 2014, 2015). In each analysis, we  
158 fitted the maximal model including all fixed effects and biologically relevant interactions, along with  
159 a random effect of colony ID to account for repeated measures of behaviours from the same  
160 experimental colonies. We used likelihood ratio tests to assess the significance of each fixed effect  
161 (Bates et al. 2015) and present parameter estimates and standard errors from the maximal model.



162 We did not perform stepwise model reduction by removing non-significant fixed effects from the  
163 model due to problems associated with such techniques (Whittingham et al. 2006; Mundry and  
164 Nunn 2009; Forstmeier and Schielzeth 2011). However, we did remove non-significant interactions  
165 to allow the significance of main effects to be tested (Engqvist 2005). Separate analyses were  
166 conducted on behavioural responses to first and second exposures to test for differences in  
167 response to intruders compared to home ants (on first exposure), and then for differences in  
168 response dependent on the first exposure. Post hoc Tukey's all-pairwise comparisons of means were  
169 conducted using the 'glht' function in the 'multcomp' package (Hothorn et al. 2008, 2016) to test for  
170 differences between levels of significant main effects of phase ('before', 'during' and 'after'), and  
171 treatment in the second exposure (II, IH, HH, HI).

172

### 173 *Time to first contact*

174 In 7 out of 64 cases in the first exposure, and 6 out of 64 cases in the second exposure, contact  
175 between an ant from the experimental colony and the presented ant did not occur during the 10  
176 minute exposure period. We therefore removed these trials from our analysis and fitted the log-  
177 transformed time to first contact as the response variable in two LMMs (one analysing data from the  
178 first exposure, and one analysing data from the second exposure). Time to first contact was log-  
179 transformed to meet the assumption of normal distribution of residuals. We included treatment (I or  
180 H in the first exposure; II, IH, HH or HI in the second exposure), the caste of the ant that made the  
181 first contact (minor or major), and the interaction between these variables as fixed effects. One trial  
182 in the first exposure resulted in contact between a major and minor ant and the presented ant at  
183 exactly the same time, and for two trials in the second exposure we were unable to observe the  
184 moment of first contact accurately. These trials were subsequently removed from their respective  
185 analyses. We fitted these models to data on 56 and 58 trials (for the first and second exposure  
186 respectively) in 16 colonies.

187

188 *Activity*

189 We fitted the proportion of ants from the experimental colony that were active in the first 20  
190 seconds after each minute of recording as the response variable in two GLMMs (one analysing data  
191 from the first exposure, and one analysing data from the second exposure). We fitted the models  
192 using a binomial error structure with an observational level random effect to correct for  
193 overdispersion of our response variable (Harrison 2015). We included treatment (I or H in the first  
194 exposure; II, IH, HH or HI in the second exposure), phase (before, during or after), and the  
195 interaction between treatment and phase as fixed effects. To test whether activity changed at a  
196 different rate between different treatments, we also included time (the minute of recording) and the  
197 interaction between time and treatment as additional fixed effects. We fitted these models to data  
198 on 1920 minutes of video recordings in 64 trials in 16 colonies (for both the first and second  
199 exposure).

200

201 *Number of social contacts*

202 We fitted the number of social contacts occurring between ants in the experimental colony during  
203 each minute of recording as the response variable in two GLMMs (one analysing data from the first  
204 exposure, and one analysing data from the second exposure). We fitted the models using a Poisson  
205 error structure with an observational level random effect to correct for overdispersion of our  
206 response variable (Harrison 2014). We included treatment (I or H in the first exposure; II, IH, HH or  
207 HI in the second exposure), phase (before, during or after), time (the minute of recording), and the  
208 interaction between treatment and phase, and treatment and time as fixed effects. We fitted these  
209 models to data on 1920 minutes of video recordings in 64 trials in 16 colonies (for both the first and  
210 second exposure).

211

## 212 **Results**

### 213 *Time to first contact*

214 We found no evidence that ants responded more quickly to intruder ants than home ants. On first  
215 exposure, there was no difference in the time that ants from the experimental colony took to make  
216 contact with an intruder ant (mean  $\pm$  SE = 36.9  $\pm$  19.4 seconds) compared to a home ant (mean  $\pm$  SE  
217 = 62.8  $\pm$  42.4 seconds). Nor was there any difference in the reaction of minor ants (mean  $\pm$  SE = 39.7  
218  $\pm$  20.0 seconds) and major ants (mean  $\pm$  SE = 74.6  $\pm$  63.4 seconds) to the presented ant (GLMM,  
219 treatment x caste:  $\chi^2_1 = 0.25$ ,  $P = 0.62$ ; treatment:  $\chi^2_1 = 0.63$ ,  $P = 0.43$ ; caste:  $\chi^2_1 = 0.43$ ,  $P = 0.51$ ;  
220 model intercept  $\pm$  SE = 3.35  $\pm$  0.38). We also found no evidence that ants reacted differently to a  
221 second intruder ant depending on their previous experience. During the second exposure, there was  
222 no difference in time to first contact with the presented ant for castes in different treatments  
223 (GLMM, treatment x caste:  $\beta \pm$  SE = -1.92  $\pm$  1.45,  $\chi^2_1 = 1.71$ ,  $P = 0.19$ ). Ants did not react differently  
224 depending on whether they had previously been exposed to an intruder or a home ant (mean  $\pm$  SE  
225 seconds for treatments: II = 25.7  $\pm$  17.9; HI = 23.5  $\pm$  8.3; IH = 51.4  $\pm$  36.6; HH = 95.5  $\pm$  81.0; GLMM,  
226 treatment:  $\chi^2_1 = 7.06$ ,  $P = 0.07$ ). There was also no difference in response time of minor ants (mean  $\pm$   
227 SE = 51.4  $\pm$  25.9 seconds) and major ants (mean  $\pm$  SE = 29.3  $\pm$  28.5 seconds; GLMM, caste:  $\beta \pm$  SE =  
228 0.60  $\pm$  0.66,  $\chi^2_1 = 0.81$ ,  $P = 0.37$ ).

229

### 230 *Activity*

231 In the first exposure, ants from the experimental colony were significantly more active when  
232 presented with an intruder ant compared to a home ant (GLMM,  $\beta \pm$  SE = 0.26  $\pm$  0.04,  $\chi^2_1 = 37.24$ ,  $P <$   
233 0.001; Figure 1). Phase of exposure also had a significant effect on ant activity ( $\chi^2_2 = 178.74$ ,  $P <$   
234 0.001; Figure 1) but this effect was independent of treatment (treatment x phase:  $\chi^2_2 = 4.68$ ,  $P =$   
235 0.097; Figure 1). Ants were significantly more active during exposure to the presented ant than in  
236 the 'before' or 'after' phases (post hoc Tukey's test, 'before' vs 'during': 0.27  $\pm$  0.052,  $z = 5.14$ ,  $P <$   
237 0.001; 'during' vs 'after': -0.70  $\pm$  0.052,  $z = -13.39$ ,  $P < 0.001$ ; 'before' vs 'after': -0.43  $\pm$  0.051,  $z = -$

238 8.36,  $P < 0.001$ ; Figure 1). Ant activity decreased significantly during each trial ( $\beta \pm SE = -0.071 \pm$   
239  $0.007$ ,  $\chi^2_1 = 91.97$ ,  $P < 0.001$ ), but this effect was independent of treatment (treatment x time:  $\chi^2_1 =$   
240  $0.027$ ,  $P = 0.87$ ).

241

242 In the second exposure, we found evidence of a primed response in the activity of experimental ants  
243 (GLMM, treatment:  $\chi^2_3 = 46.11$ ,  $P < 0.001$ ). Ants that had previously been exposed to an intruder ant  
244 were significantly more active than ants that had been previously exposed to a home ant, although  
245 the comparison between IH and HI treatments was not significant (post hoc Tukey's test, HI vs II:  $\beta \pm$   
246  $SE = 0.31 \pm 0.061$ ,  $z = 5.086$ ,  $P < 0.001$ ; HH vs II:  $\beta \pm SE = 0.39 \pm 0.061$ ,  $z = 6.41$ ,  $P < 0.001$ ; HH vs IH:  $\beta \pm$   
247  $SE = 0.20 \pm 0.061$ ,  $z = 3.29$ ,  $P = 0.0054$ ; HI vs IH:  $\beta \pm SE = 0.12 \pm 0.061$ ,  $z = 1.95$ ,  $P = 0.21$ ; Figure 2).

248 Ants that had been previously exposed to an intruder ant were also significantly more active when  
249 subsequently presented with an intruder compared to a home ant (IH vs II:  $0.19 \pm 0.06$ ,  $z = 3.17$ ,  $P =$   
250  $0.0087$ ; Figure 2), but not when they were previously exposed to a home ant (HH vs HI:  $0.081 \pm$   
251  $0.061$ ,  $z = 1.33$ ,  $P = 0.54$ ; Figure 2). Consistent with the first exposure, ants were also significantly  
252 more active in the 'during' phase than in the 'before' or 'after' phase ( $\chi^2_2 = 337.38$ ,  $P < 0.001$ ; post  
253 hoc Tukey's test, 'before' vs 'during':  $\beta \pm SE = 0.99 \pm 0.053$ ,  $z = 18.72$ ,  $P < 0.001$ ; 'during' vs 'after':  $\beta \pm$   
254  $SE = -0.58 \pm 0.052$ ,  $z = -11.16$ ,  $P < 0.001$ ; 'before' vs 'after':  $\beta \pm SE = 0.41 \pm 0.053$ ,  $z = 7.76$ ,  $P < 0.001$ ;  
255 Figure 3). However, the effect of treatment and phase were independent of one another (treatment  
256 x phase:  $\chi^2_6 = 11.22$ ,  $P = 0.082$ ). Similar to the first exposure, ant activity decreased significantly  
257 during each trial of the second exposure ( $\beta \pm SE = -0.065 \pm 0.007$ ,  $\chi^2_1 = 73.94$ ,  $P < 0.001$ ), and this  
258 effect was independent of treatment (treatment x time:  $\chi^2_3 = 2.97$ ,  $P = 0.40$ ).

259

#### 260 *Number of social contacts*

261 In the first exposure, we observed significantly more social contacts between ants from the  
262 experimental colony when they were exposed to an intruder ant compared to a home ant (GLMM,  $\beta$   
263  $\pm SE = 0.18 \pm 0.02$ ,  $\chi^2_1 = 59.26$ ,  $P < 0.001$ ; Figure 4), but there was no significant difference between

264 treatments across phases (treatment x phase:  $\chi^2_2 = 1.52$ ,  $P = 0.47$ ; Figure 4). Independent of  
265 treatment, phase had a significant effect on the number of social contacts ( $\chi^2_2 = 20.49$ ,  $P < 0.001$ )  
266 with significantly fewer contacts after exposure compared to before and during exposure (post hoc  
267 Tukey's test, 'before' vs 'during':  $0.047 \pm 0.028$ ,  $z = 1.71$ ,  $P = 0.20$ ; 'during' vs 'after':  $-0.13 \pm 0.028$ ,  $z =$   
268  $-4.53$ ,  $P < 0.001$ ; 'before' vs 'after':  $-0.079 \pm 0.028$ ,  $z = -2.82$ ,  $P = 0.013$ ; Figure 4). Ants made  
269 significantly fewer social contacts through the course of each trial, but this effect was not dependent  
270 on treatment (treatment x time:  $\chi^2_1 = 1.70$ ,  $P = 0.19$ ; time:  $\beta \pm SE = -0.063 \pm 0.004$ ,  $\chi^2_1 = 236.44$ ,  $P <$   
271  $0.0001$ ).

272

273 Consistent with our findings of a primed response in the activity of experimental ants, we also found  
274 that the number of social contacts between ants was significantly different depending on whether  
275 they had previously been exposed to an intruder or a home ant (GLMM, treatment:  $\chi^2_3 = 72.31$ ,  $P <$   
276  $0.0001$ ). Ants that had previously been presented with an intruder ant made significantly more social  
277 contacts than ants that had been exposed to a home ant (post hoc Tukey's test, HI vs II:  $\beta \pm SE = 0.24$   
278  $\pm 0.04$ ,  $z = 6.03$ ,  $P < 0.001$ ; HH vs II:  $\beta \pm SE = 0.33 \pm 0.041$ ,  $z = 8.21$ ,  $P < 0.001$ ; HH vs IH:  $\beta \pm SE = 0.20 \pm$   
279  $0.041$ ,  $z = 4.81$ ,  $P < 0.001$ ; HI vs IH:  $\beta \pm SE = 0.11 \pm 0.041$ ,  $z = 2.60$ ,  $P = 0.046$ ; Figure 5). Ants that had  
280 been exposed to an intruder ant in the first exposure made significantly more social contacts when  
281 they were subsequently presented with an intruder compared to a home ant (IH vs II:  $0.14 \pm 0.039$ ,  $z$   
282  $= 3.43$ ,  $P = 0.0034$ ; Figure 5), but this difference was not observed when the first exposure was to a  
283 home ant (HH vs HI:  $0.093 \pm 0.042$ ,  $z = 2.21$ ,  $P = 0.12$ ; Figure 5). Phase had a significant effect on the  
284 number of social contacts ( $\chi^2_2 = 195.31$ ,  $P < 0.001$ ), but this was not dependent on treatment  
285 (treatment x phase:  $\chi^2_6 = 3.98$ ,  $P = 0.68$ ). Ants made significantly more contacts during exposure to  
286 the presented ant compared to before, and this effect lasted throughout the 'after' exposure phase  
287 (post hoc Tukey's test, 'before' vs 'during':  $\beta \pm SE = 0.51 \pm 0.036$ ,  $z = 14.35$ ,  $P < 0.001$ ; 'during' vs  
288 'after':  $\beta \pm SE = -0.19 \pm 0.034$ ,  $z = -5.67$ ,  $P < 0.001$ ; 'before' vs 'after':  $\beta \pm SE = 0.32 \pm 0.037$ ,  $z = 8.78$ ,  $P$   
289  $< 0.001$ ; Figure 6). Ants made significantly fewer social contacts through each trial of the second

290 exposure ( $\beta \pm SE = -0.083 \pm 0.005$ ,  $\chi^2_1 = 247.67$ ,  $P < 0.001$ ), and this effect was independent of  
291 treatment (treatment x time:  $\chi^2_3 = 0.39$ ,  $P = 0.94$ ).

292

## 293 **Discussion**

294 Our study shows that workers of the harvester ant *M. barbarus* respond to the presence of an  
295 intruder by increasing their activity patterns overall, and in particular by increasing the rate at which  
296 they make contact with other colony members. This is consistent with the hypothesis that individual  
297 workers act to increase coordination or cohesiveness among members of their own group when  
298 confronted by members of a different group, which may serve as an indicator of invasion or attack  
299 by another colony. However, the behavioural response was statistically similar regardless of whether  
300 the presented ant was from their own colony or from a different colony, suggesting that when the  
301 ants first encountered an unfamiliar individual, they made no obvious distinction between members  
302 of their own or other colonies. Nevertheless, exposure to an unfamiliar intruder did have a large  
303 influence on the response of ants to a second intruder encountered shortly afterwards. Specifically,  
304 an encounter with an intruder from a different colony primed the ants to respond more strongly to a  
305 second intruder, particularly when the second intruder was also from a different colony. Thus our  
306 results suggest that recent previous experience of potential intergroup conflict increases the within-  
307 group response to a simulated intrusion, in line with the 'primed response' hypothesis.

308

309 These findings in a eusocial insect offer a complement to research on the behavioural responses of  
310 some social vertebrates to simulated intrusions. For example, in cooperative cichlids, *N. pulcher*,  
311 laboratory groups that are exposed to intruders subsequently engage in elevated rates of affiliative  
312 behaviour (e.g. soft touching and following; Brintjes et al. 2015). Similar increases in affiliative  
313 behaviour following exposure to experimental intruders have been shown in green woodhoopoes  
314 (Radford 2008). In both cases the increase in affiliative behaviour is interpreted as an adaptive  
315 response which increases group cohesion, protecting the group from future attacks. These systems

316 differ from our ants in that group members each have the potential to reproduce, either currently or  
317 in the future, whereas the ant workers are selected to behave in a way that maximises their indirect  
318 component of fitness, realised via the assistance they can provide to the colony production of  
319 reproductives. The fact that similar behavioural responses to intruders are seen in such different  
320 systems is consistent with the hypothesis that increased contact or affiliation among group members  
321 serves to prepare or strengthen the group against future attacks, and is therefore favoured by both  
322 selection acting at the level of the individual and the level of the group (Okasha 2006; Robinson and  
323 Barker 2017). Unlike the findings on cooperative vertebrates, however, our study suggests that  
324 harvester ants respond to their first encounter with an unexpected individual in a similar way,  
325 without making distinctions based on colony-of-origin.

326

327 We found evidence that the response to intruders in *M. barbarus*, in the form of social contacts and  
328 activity, was enhanced by previous experience of an encounter with a non-colony intruder. This  
329 result suggests that *M. barbarus* workers utilise experience of past enemy encounters to calibrate  
330 future behavioural responses, in line with previous evidence in a variety of taxa (Rose and Brenowitz  
331 1997; Monclús et al. 2014), including other ant species (Thomas et al. 2007; Newey et al. 2010; Van  
332 Wilgenburg et al. 2010; Adams 2016). This result also provides support for predictions of recent  
333 theory which shows that individual past experience results in quicker and more accurate recognition  
334 of non-nestmates at the colony (Esponda and Gordon 2015). Ants could collectively gain experience  
335 of enemy cuticular hydrocarbons (CHCs) used in nestmate discrimination during first exposure which  
336 primes them to respond more intensely to non-nestmates on subsequent exposure (Guerrieri et al.  
337 2009; Newey et al. 2010). Initial exposure to an intruder ant could affect patterns of movement (e.g.  
338 by eliciting a patrolling response) and the structure of social networks, such that subsequent  
339 encounters between ants in the colony are more likely. For example, an intruder ant could represent  
340 a pathogenic threat to the colony that stimulates a change in within-colony social dynamics  
341 (Stroeymeyt et al. 2018). Encounters with an intruder, even a single intruder as in our experiment,

342 may result in a step-change in the perceived level of risk of intergroup competition or attack. In  
343 addition, the response of individuals to simulated intrusion may depend on the number of intruders  
344 or the perceived strength or composition of a group of intruders (Roulston et al. 2003). Similarly,  
345 intruders could represent a larger threat if they are more likely to be of a more aggressive  
346 phenotype (Sturgis and Gordon 2013). The question of how groups assess each other's relative  
347 strength and motivation has been little explored theoretically or empirically. In contrast to dyadic  
348 animal contest theory, signals of resource holding potential (RHP) of groups depend on the  
349 individual and combined signalling effort of individual group members, which may vary in complex  
350 (non-linear) ways with group size and composition. Experimental approaches in ant systems such as  
351 ours could be a powerful tool to elucidate some of the principles of intergroup signalling and  
352 conflict, and how group size and individual RHP combine to determine group RHP (e.g. Batchelor et  
353 al. 2012).

354

355 There are some limitations to our study which should be considered when interpreting our results.  
356 Firstly, we observed fewer social contacts and a lower proportion of active ants in the 'before' phase  
357 of the second exposure compared to the 'before' phase of the first exposure. This unexpected  
358 difference in behaviour could reflect a lack of acclimatisation to the assay arena (itself an artificial  
359 environment) before the first exposure, or fatigue from responding to the previously presented ant  
360 before the second exposure. Fatigue in response to stimuli makes direct comparisons between initial  
361 and subsequent exposures more difficult to interpret, but does not detract from our observed effect  
362 of a primed response to an intruder. In fact, we might have observed an even stronger primed  
363 response in the second exposure had ants not been fatigued. Secondly, colony sizes used in our  
364 experiments were small. This may have affected colony response behaviour to intruders and could  
365 go some way to explaining the lack of observed aggression to presented ants, particularly in light of  
366 evidence that colony-level responses to non-nestmates are highly dependent on combined  
367 individual-level experience and behaviour (Guerrieri et al. 2009; Newey et al. 2010; Esponda and



368 Gordon 2015). Similarly, we cannot rule out that the presentation of a single intruder may not elicit a  
369 behavioural response that accurately reflects the response of the colony as a whole (Roulston et al.  
370 2003). Finally, we did not conduct behavioural assays blind to treatment. Non-blind studies are  
371 exposed to potentially inflated effect sizes (van Wilgenburg and Elgar 2013) and, as such, although  
372 our results provide evidence in support of a primed response to intruders, we should exercise some  
373 care when determining the certainty of our results.

374

375 Studies that show increased affiliative behaviour in response to simulated or real intergroup  
376 encounters are often taken as consistent with the predictions of theoretical models of the role of  
377 intergroup conflict as a promoter of cooperation and altruism within groups. However, there is  
378 currently a disconnect between theory and data on this point. Most formal population genetic and  
379 game theoretical models of intergroup conflict examine changes in the frequency, over many  
380 generations, of fixed genetic traits that influence behaviour toward members of a different group  
381 versus members of the own group (e.g. ‘parochialism’ and ‘altruism’, Choi and Bowles 2007; or  
382 ‘belligerence’ and ‘bravery’, Lehmann and Feldman 2008). These models do not analyse how  
383 individuals should respond plastically to changes in their social environment. The expectation that  
384 groups under attack should pull together and behave more cohesively is derived largely from verbal  
385 reasoning (starting with Darwin 1871), or empirical observations in humans and non-human animals  
386 (Radford et al. 2016; Kavaliers and Choleris 2017). Our findings are consistent with this expectation,  
387 but also draw further attention to this current disconnect between the assumptions of current  
388 theory and the types of behavioural responses that are measured in empirical studies. In particular,  
389 our behavioural results highlight the need for models which specify precisely what fitness benefit  
390 individuals and groups derive from behaviour that is determined to be affiliative (such as grooming  
391 or allopreening), and how this fitness benefit is realised. For example, does increased grooming  
392 among members of a primate group increase group cohesion through a process of reciprocity? Does  
393 increased social contact among worker ants communicate information on group strength, or

394 motivation and readiness to fight? New theoretical models which make explicit assumptions about  
395 the nature of intergroup competition and the function of within-group affiliation may help to explain  
396 why, in some circumstances, intergroup conflict (whether real or simulated) leads to increased social  
397 cohesion (this study; Cords 2002; Bruintjes et al. 2015), whereas in others it appears to exacerbate  
398 internal tensions (Cooper et al. 2004; Polizzi di Sorrentino et al. 2012; Arseneau et al. 2015).

399

#### 400 **Acknowledgements**

401 We thank Nicole Goodey for donating ant colonies to use in this study. We also thank Jeremy Field  
402 for practical assistance and helpful discussion, and two anonymous referees for their useful  
403 comments on the manuscript. Funding was provided by a Natural Environment Research Council  
404 grant no. NE/S000046/1 to M.A.C and F.J.T.

405

#### 406 **References**

- 407 Adams ES (2016) Territoriality in ants (Hymenoptera: Formicidae): a review. *Myrmecological News*  
408 23:101–118. doi: 10.1016/0095-8956(72)90015-9
- 409 Arseneau-Robar TJM, Taucher AL, Müller E, et al (2016) Female monkeys use both the carrot and the  
410 stick to promote male participation in intergroup fights. *Proc R Soc London B Biol Sci* 283:. doi:  
411 <http://dx.doi.org/10.1098/rspb.2016.1817>
- 412 Arseneau TJM, Taucher AL, van Schaik CP, Willems EP (2015) Male monkeys fight in between-group  
413 conflicts as protective parents and reluctant recruits. *Anim Behav* 110:39–50. doi:  
414 10.1016/j.anbehav.2015.09.006
- 415 Batchelor TP, Santini G, Briffa M (2012) Size distribution and battles in wood ants: Group resource-  
416 holding potential is the sum of the individual parts. *Anim Behav* 83:111–117. doi:  
417 10.1016/j.anbehav.2011.10.014
- 418 Bates D, Mächler M, Bolker B, Walker S (2015) Fitting Linear Mixed-Effects Models Using lme4. *J Stat*  
419 *Softw* 67:1–48. doi: 10.18637/jss.v067.i01

420 Bourke AFG, Franks NR (1995) *Social Evolution in Ants*. Princeton University Press, Princeton

421 Bowles S, Gintis H (2011) *A Cooperative Species: Human reciprocity and its evolution*. Princeton

422 University Press, Princeton

423 Bruintjes R, Lynton-Jenkins J, Jones JW, Radford AN (2015) Out-group threat promotes within-group

424 affiliation in a cooperative fish. *Am Nat* 187:274–282. doi: 10.1086/684411

425 Burton-Chellew MN, Ross-Gillespie A, West SA (2010) Cooperation in humans: competition between

426 groups and proximate emotions. *Evol Hum Behav* 31:104–108. doi:

427 10.1016/j.evolhumbehav.2009.07.005

428 Cassidy KA, MacNulty DR, Stahler DR, et al (2015) Group composition effects on aggressive interpack

429 interactions of gray wolves in Yellowstone National Park. *Behav Ecol* 26:1352–1360. doi:

430 10.1093/beheco/arv081

431 Choi J, Bowles S (2007) The coevolution of parochial altruism and war. *Science* (80- ) 318:636–640.

432 doi: 10.1126/science.1144237

433 Christensen C, Radford AN (2018) Dear enemies or nasty neighbors? Causes and consequences of

434 variation in the responses of group-living species to territorial intrusions. *Behav Ecol* 29:1004–

435 1013. doi: 10.1093/beheco/ary010

436 Cooper MA, Aureli F, Singh M (2004) Between-group encounters among bonnet macaques (*Macaca*

437 *radiata*). *Behav Ecol Sociobiol* 56:217–227. doi: 10.1007/s00265-004-0779-4

438 Cords M (2002) Friendship among adult female blue monkeys (*Cercopithecus mitis*). *Behaviour*

439 139:291–314. doi: 10.1163/156853902760102681

440 Darwin C (1871) *The descent of man and selection in relation to sex*. John Murray, London

441 Engqvist L (2005) The mistreatment of covariate interaction terms in linear model analyses of

442 behavioural and evolutionary ecology studies. *Anim Behav* 70:967–971. doi:

443 10.1016/j.anbehav.2005.01.016

444 Esponda F, Gordon DM (2015) Distributed nestmate recognition in ants. *Proc R Soc B Biol Sci* 282:.

445 doi: 10.1098/rspb.2014.2838

446 Forstmeier W, Schielzeth H (2011) Cryptic multiple hypotheses testing in linear models:  
447 Overestimated effect sizes and the winner's curse. *Behav Ecol Sociobiol* 65:47–55. doi:  
448 10.1007/s00265-010-1038-5

449 Guerrieri FJ, Nehring V, Jørgensen CG, et al (2009) Ants recognize foes and not friends. *Proc R Soc B*  
450 *Biol Sci* 276:2461–2468. doi: 10.1098/rspb.2008.1860

451 Harrison XA (2014) Using observation-level random effects to model overdispersion in count data in  
452 ecology and evolution. *PeerJ* 2:e616. doi: 10.7717/peerj.616

453 Harrison XA (2015) A comparison of observation-level random effect and Beta-Binomial models for  
454 modelling overdispersion in Binomial data in ecology & evolution. *PeerJ* 3:e1114. doi:  
455 10.7717/peerj.1114

456 Hölldobler B, Wilson EO (1990) *The ants*. Harvard University Press, Cambridge, MA

457 Hothorn T, Bretz F, Westfall P (2008) Simultaneous inference in general parametric models.  
458 *Biometrical J* 50:346–363. doi: 10.1002/bimj.200810425

459 Hothorn T, Bretz F, Westfall P, et al (2016) multcomp: Simultaneous inference in general parametric  
460 models. R package version 1.4-4

461 Hsu Y, Earley RL, Wolf LL (2006) Modulation of aggressive behaviour by fighting experience:  
462 Mechanisms and contest outcomes. *Biol Rev Camb Philos Soc* 81:33–74. doi:  
463 10.1017/S146479310500686X

464 Kavaliers M, Choleris E (2017) Out-Group Threat Responses, In-Group Bias, and Nonapeptide  
465 Involvement Are Conserved across Vertebrates: (A Comment on Bruintjes et al., “Out-Group  
466 Threat Promotes Within-Group Affiliation in a Cooperative Fish”). *Am Nat* 189:000–000. doi:  
467 10.1086/690838

468 Langen TA, Tripet F, Nonacs P (2000) The red and the black: Habituation and the dear-enemy  
469 phenomenon in two desert *Pheidole* ants. *Behav Ecol Sociobiol* 48:285–292. doi:  
470 10.1007/s002650000223

471 Lehmann L (2011) The demographic benefits of belligerence and bravery: defeated group

472           repopulation or victorious group size expansion? PLoS One 6:e21437. doi:  
473           10.1371/journal.pone.0021437

474 Lehmann L, Feldman MW (2008) War and the evolution of belligerence and bravery. Proc R Soc B  
475           Biol Sci 275:2877–2885. doi: 10.1098/rspb.2008.0842

476 Majolo B, de Bortoli Vizioli A, Lehmann J (2016) The effect of intergroup competition on intragroup  
477           affiliation in primates. Anim Behav 114:13–19. doi: 10.1016/j.anbehav.2016.01.009

478 Monclús R, Saavedra I, de Miguel J (2014) Context-dependent responses to neighbours and strangers  
479           in wild European rabbits (*Oryctolagus cuniculus*). Behav Processes 106:17–21. doi:  
480           10.1016/j.beproc.2014.04.004

481 Mundry R, Nunn CL (2009) Stepwise model fitting and statistical inference: turning noise into signal  
482           pollution. Am Nat 173:119–123. doi: 10.1086/593303

483 Newey PS, Robson SKA, Crozier RH (2010) Know thine enemy: Why some weaver ants do but others  
484           do not. Behav Ecol 21:381–386. doi: 10.1093/beheco/arp201

485 Okasha S (2006) Evolution and the levels of selection. Oxford University Press, Oxford

486 Passera L, Roncin E, Kaufmann B, Keller L (1996) Increased soldier production in ant colonies exposed  
487           to intraspecific competition. Nature 379:630–631

488 Polizzi di Sorrentino E, Schino G, Massaro L, et al (2012) Between-group hostility affects within-group  
489           interactions in tufted capuchin monkeys. Anim Behav 83:445–451. doi:  
490           10.1016/j.anbehav.2011.11.016

491 R Development Core Team (2016) R: A language and environment for statistical computing

492 Radford A (2011) Preparing for battle? Potential intergroup conflict promotes current intragroup  
493           affiliation. Biol Lett 7:26–29. doi: 10.1098/rsbl.2010.0507

494 Radford AN (2008) Type of threat influences postconflict allopreening in a social bird. Curr Biol  
495           18:114–115. doi: 10.1016/j.cub.2007.12.025

496 Radford AN, Majolo B, Aureli F (2016) Within-group behavioural consequences of between-group  
497           conflict: a prospective review. Proc R Soc B Biol Sci 283:20161567. doi:

498 <http://dx.doi.org/10.1098/rspb.2016.1567>

499 Reeve HK, Holldobler B (2007) The emergence of a superorganism through intergroup competition.

500 Proc Natl Acad Sci 104:9736–9740. doi: 10.1073/pnas.0703466104

501 Robinson EJH, Barker JL (2017) Inter-group cooperation in humans and other animals. Biol Lett

502 13:20160793. doi: 10.1098/rsbl.2016.0793

503 Rose GJ, Brenowitz EA (1997) Plasticity of aggressive thresholds in *Hyla regilla*: Discrete

504 accommodation to encounter calls. Anim Behav 53:353–361. doi: Article

505 Roulston TH, Buczkowski G, Silverman J (2003) Nestmate discrimination in ants: Effect of bioassay on

506 aggressive behavior. Insectes Soc 50:151–159. doi: 10.1007/s00040-003-0624-1

507 Schino G (2007) Grooming and agonistic support: A meta-analysis of primate reciprocal altruism.

508 Behav Ecol 18:115–120. doi: 10.1093/beheco/arl045

509 Stroeymeyt N, Grasse A V., Crespi A, et al (2018) Social network plasticity decreases disease

510 transmission in a eusocial insect. Science (80- ) 362:941–945. doi: 10.1126/science.aat4793

511 Sturgis SJ, Gordon DM (2013) Aggression is task dependent in the red harvester ant (*Pogonomyrmex*

512 *barbatus*). Behav Ecol 24:532–539. doi: 10.1093/beheco/ars194

513 Tanner CJ, Keller L (2012) Nest distribution varies with dispersal method and familiarity-mediated

514 aggression for two sympatric ants. Anim Behav 84:1151–1158. doi:

515 10.1016/j.anbehav.2012.08.018

516 Thomas ML, Payne-Makrisâ CM, Suarez A V., et al (2007) Contact between supercolonies elevates

517 aggression in Argentine ants. Insectes Soc 54:225–233. doi: 10.1007/s00040-007-0935-8

518 Thompson FJ, Cant MA (2018) Dynamic conflict among heterogeneous groups: a comment on

519 Christensen and Radford. Behav Ecol 00:1–2. doi: 10.1093/beheco/art055

520 Van Wilgenburg E, Clémencet J, Tsutsui ND (2010) Experience influences aggressive behaviour in the

521 Argentine ant. Biol Lett 6:152–155. doi: 10.1098/rsbl.2009.0616

522 van Wilgenburg E, Elgar MA (2013) Confirmation Bias in Studies of Nestmate Recognition: A

523 Cautionary Note for Research into the Behaviour of Animals. PLoS One 8:1–8. doi:

524 10.1371/journal.pone.0053548

525 Whittingham MJ, Stephens PA, Bradbury RB, Freckleton RP (2006) Why do we still use stepwise  
526 modelling in ecology and behaviour? *J Anim Ecol* 75:1182–1189. doi: 10.1111/j.1365-  
527 2656.2006.01141.x

528 Wilson ML, Hauser MD, Wrangham RW (2001) Does participation in intergroup conflict depend on  
529 numerical assessment, range location, or rank for wild chimpanzees? *Anim Behav* 61:1203–  
530 1216. doi: 10.1006/anbe.2000.1706

531

### 532 **Figure legends**

533 **Figure 1.** The effect of treatment on the proportion of ants active during the first 20 seconds of each  
534 minute in each phase of the first exposure (N = 1920 minutes in 64 trials in 16 colonies). Points show  
535 predicted means from a GLMM  $\pm$  SE. In the first exposure, ants significantly increased in activity  
536 when presented with an intruder ant (I), but they also showed a similar behavioural response when  
537 presented with a home ant (H). Asterisks refer to post hoc Tukey's all-pairwise comparisons of  
538 means. \*\*\* P < 0.001.

539

540 **Figure 2.** The effect of treatment on the proportion of ants active during the first 20 seconds of each  
541 minute in each phase of the second exposure (N = 1920 minutes in 64 trials in 16 colonies). Points  
542 show predicted means from a GLMM  $\pm$  SE. In the second exposure, ants showed a primed response  
543 if they had been exposed to an intruder ant in the first exposure (IH, II) compared to a home ant (HI,  
544 HH). Asterisks refer to post hoc Tukey's all-pairwise comparisons of means. \*\*\* P < 0.001, \*\* P <  
545 0.01. Non-significant pairwise comparisons are not labelled.

546

547 **Figure 3.** The effect of phase on the proportion of ants active during the first 20 seconds of each  
548 minute (N = 1920 minutes in 64 trials in 16 colonies for both the first and second exposure). Points  
549 show predicted means from a GLMM  $\pm$  SE. Activity peaked during exposure to the presented ant in

550 both the first and second exposure. Asterisks refer to post hoc Tukey's all-pairwise comparisons of  
551 means. \*\*\*  $P < 0.001$ .

552

553 **Figure 4.** The effect of treatment on the number of social contacts between ants in the experimental  
554 colony during each minute of each phase of the first exposure (N = 1920 minutes in 64 trials in 16  
555 colonies). Points show predicted means from a GLMM  $\pm$  SE. In the first exposure, ants performed  
556 significantly more social contacts when presented with an intruder ant (I), but they also showed a  
557 similar behavioural response when presented with a home ant (H). Asterisks refer to post hoc  
558 Tukey's all-pairwise comparisons of means. \*\*\*  $P < 0.001$ , \*  $P < 0.05$ . Non-significant pairwise  
559 comparisons are not labelled.

560

561 **Figure 5.** The effect of treatment on the number of social contacts between ants in the experimental  
562 colony during each minute of each phase of the second exposure (N = 1920 minutes in 64 trials in 16  
563 colonies). Points show predicted means from a GLMM  $\pm$  SE. In the second exposure, ants showed a  
564 primed response if they had been exposed to an intruder ant in the first exposure (IH, II) compared  
565 to a home ant (HI, HH). Asterisks refer to post hoc Tukey's all-pairwise comparisons of means. \*\*\*  $P$   
566  $< 0.001$ , \*\*  $P < 0.01$ , \*  $P < 0.05$ . Non-significant pairwise comparisons are not labelled.

567

568 **Figure 6.** The effect of phase on the number of social contacts between ants during each minute (N =  
569 1920 minutes in 64 trials in 16 colonies for both the first and second exposure). Points show  
570 predicted means from a GLMM  $\pm$  SE. The number of social contacts was not different during  
571 exposure to the presented ant compared to before exposure in the first exposure, but peaked during  
572 exposure to the presented ant in the second exposure. Asterisks refer to post hoc Tukey's all-  
573 pairwise comparisons of means. \*\*\*  $P < 0.001$ , \*  $P < 0.05$ . Non-significant pairwise comparisons are  
574 not labelled.



Figure 1

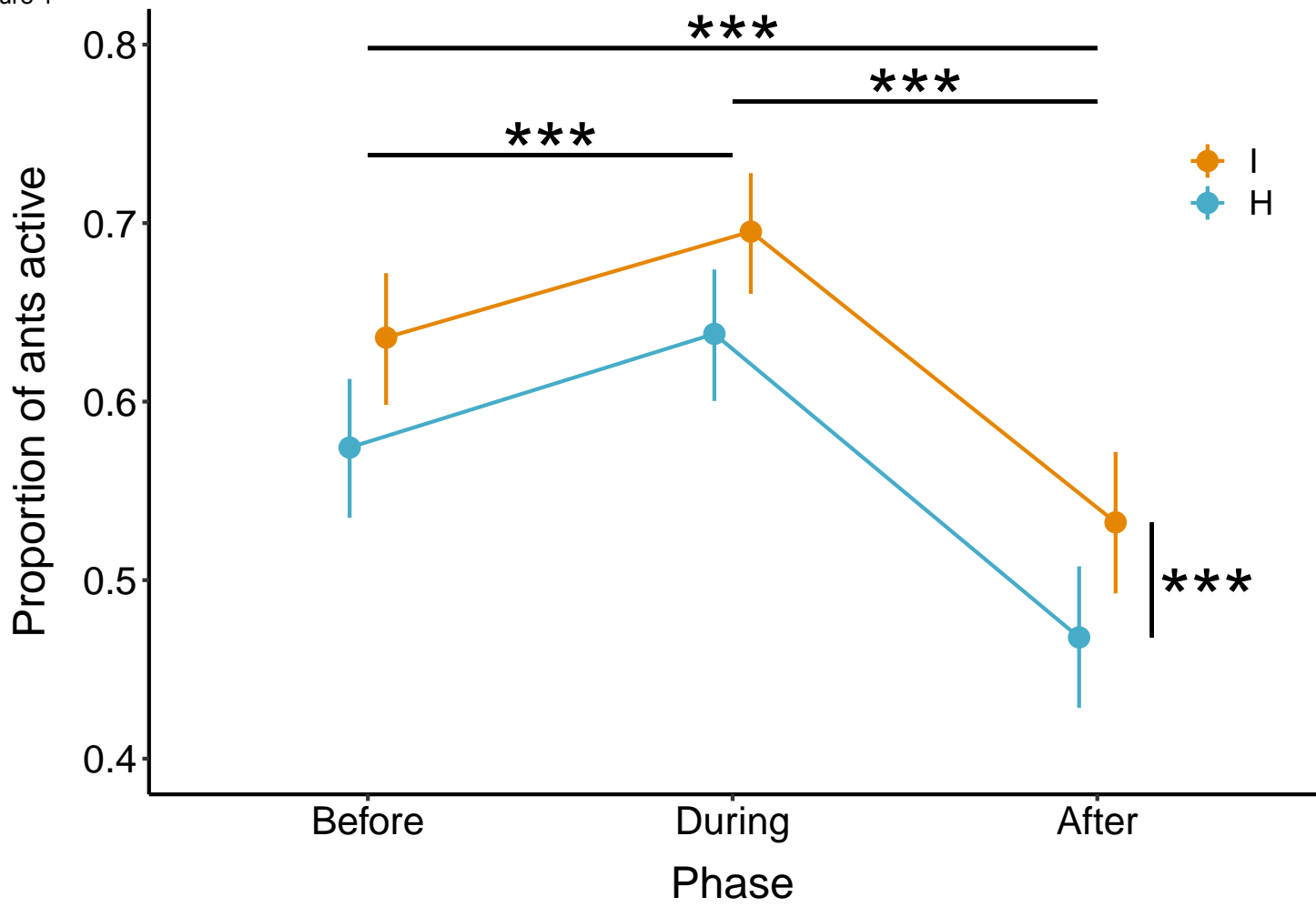


Figure 2

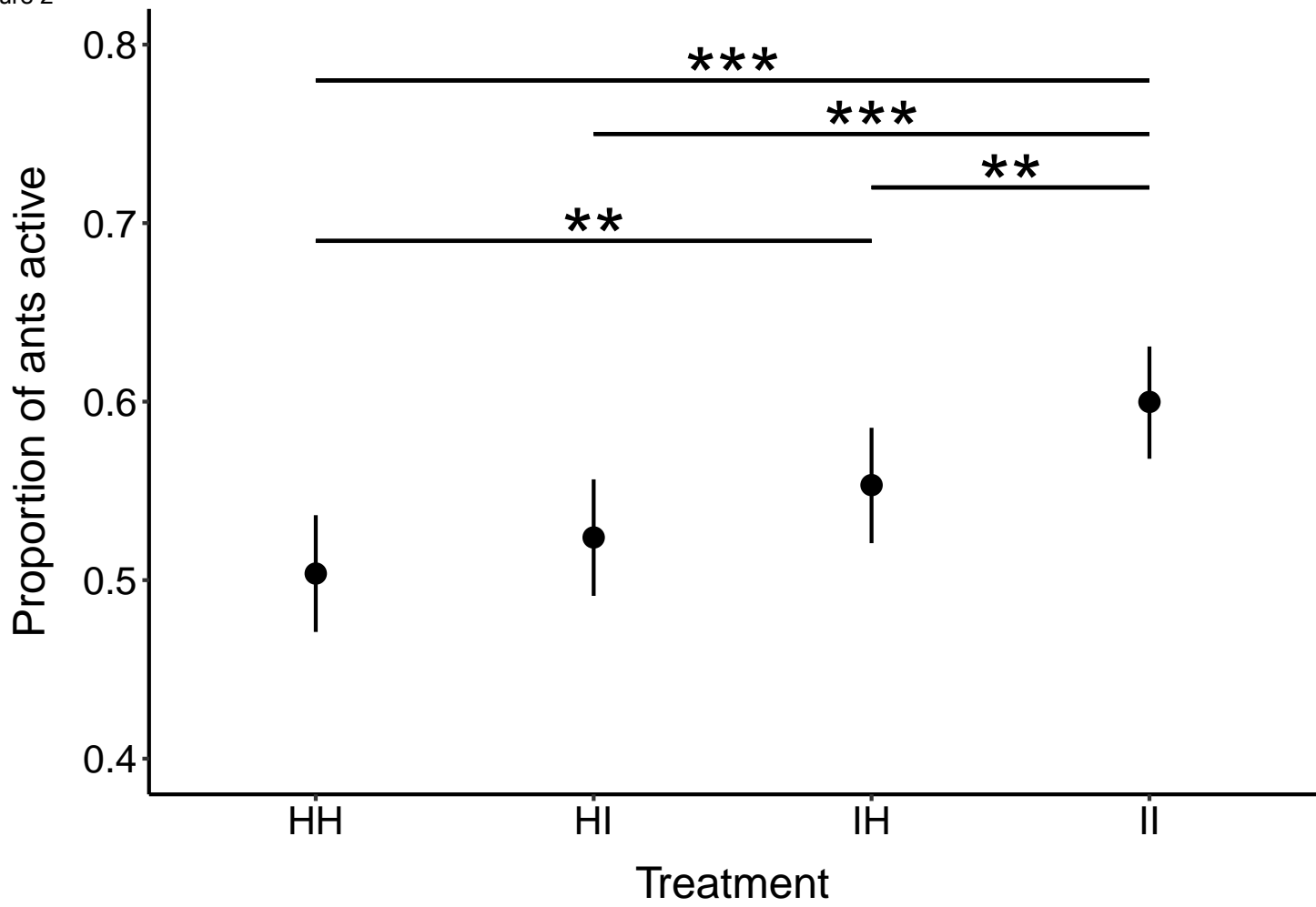


Figure 3

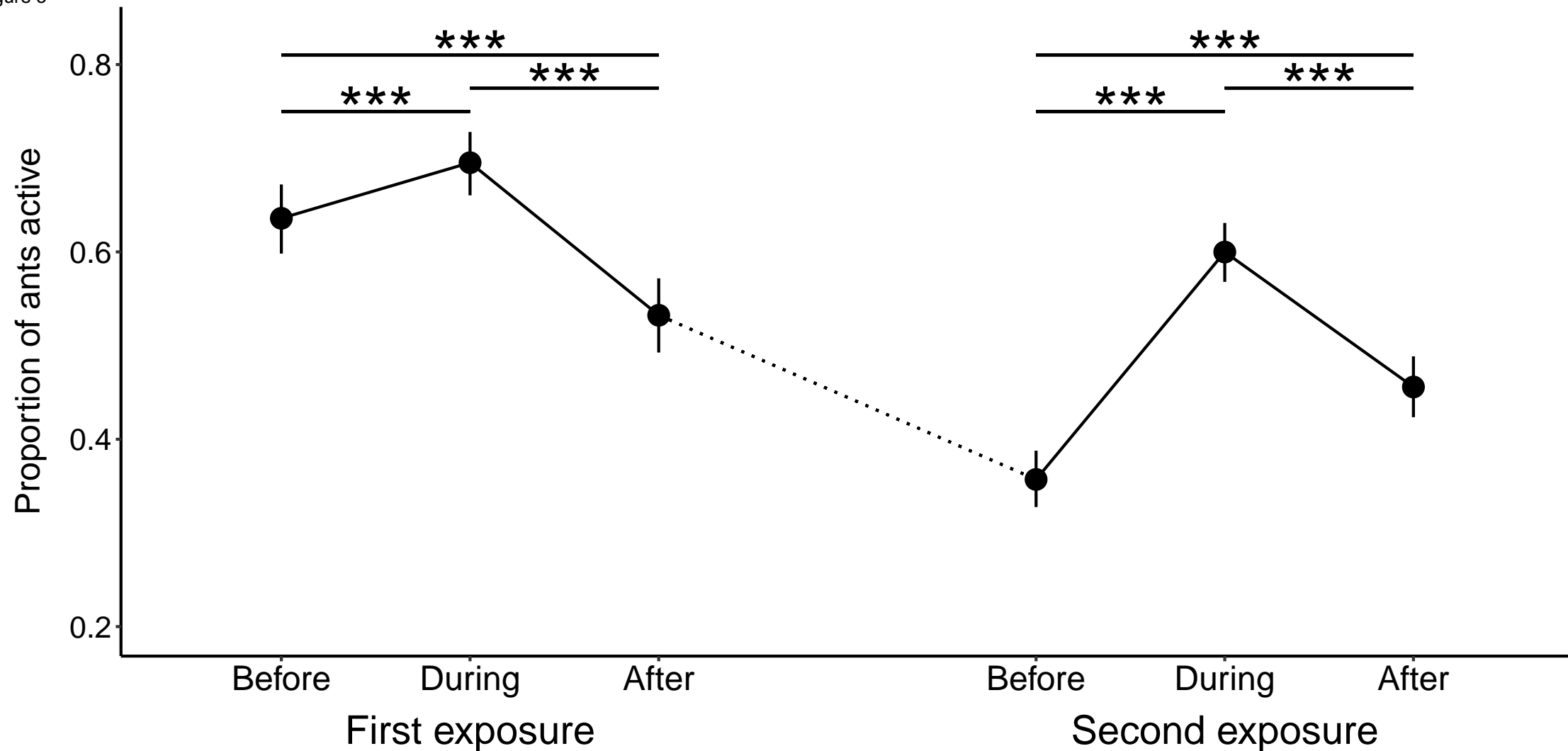


Figure 4

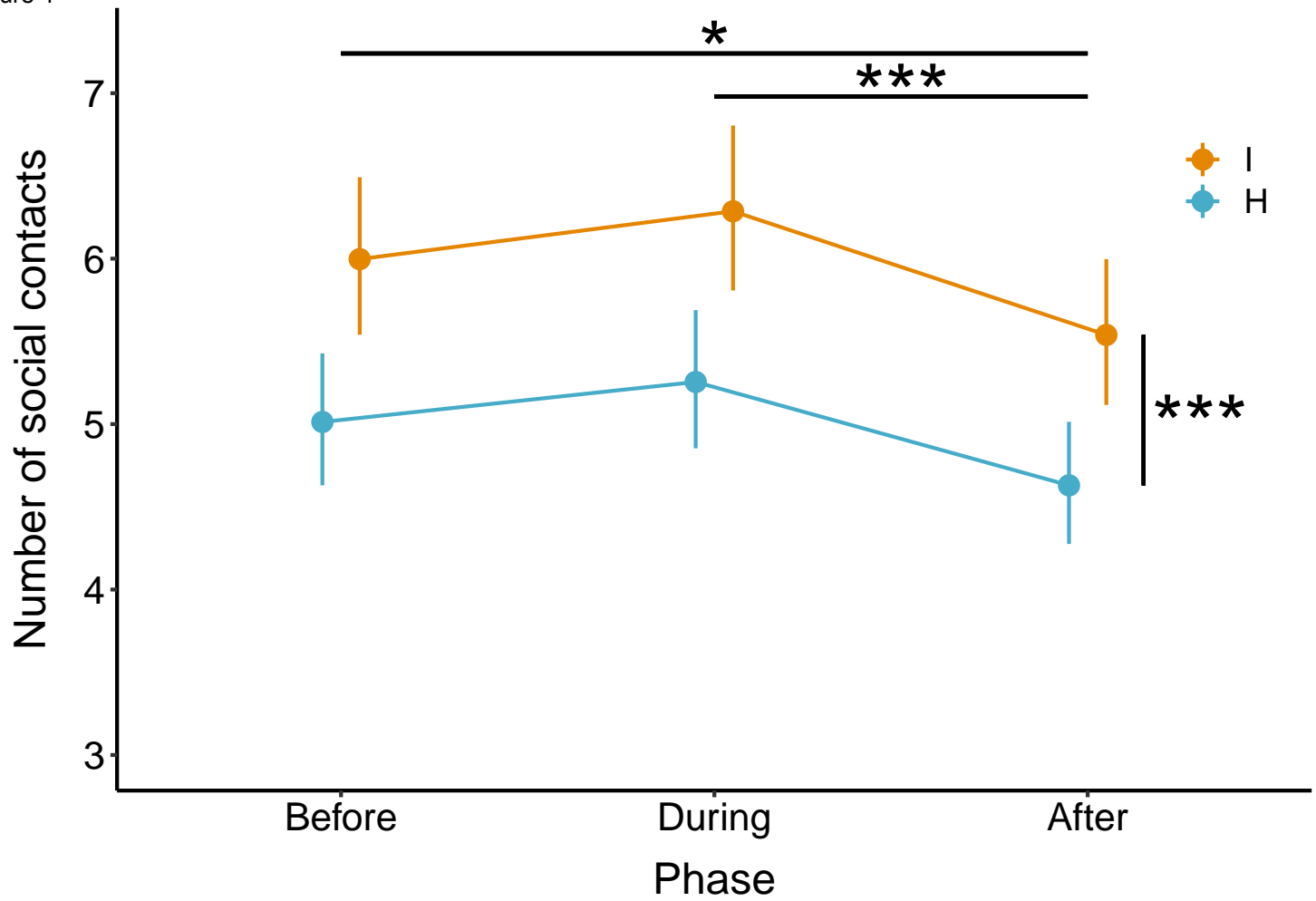


Figure 5

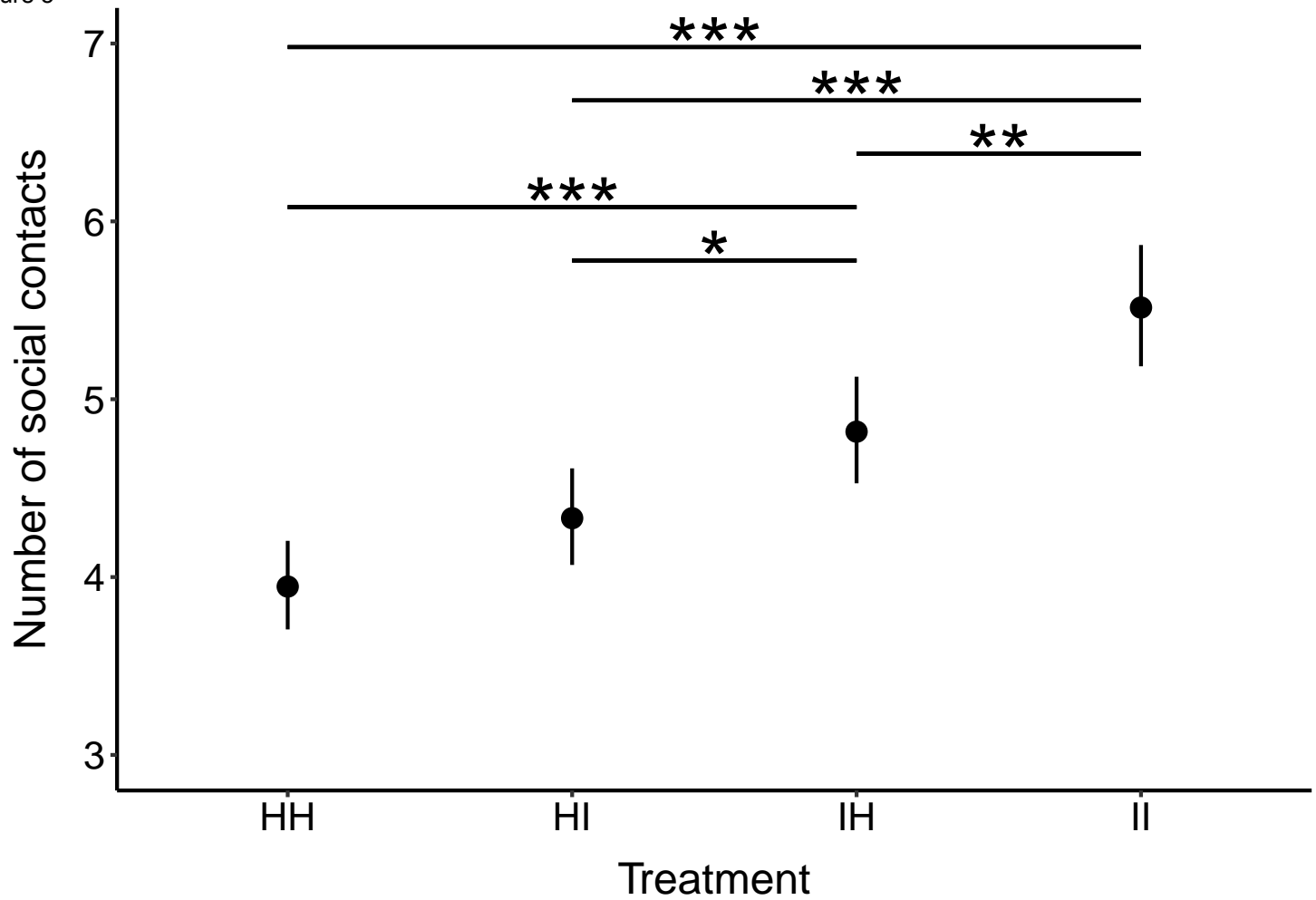


Figure 6

